

Prüfbericht-Nr.: Test report no.:	CN25BTYS 001	Auftrags-Nr.: Order no.:	168562185	Page 1 of 27 Seite 1 von 27
Kunden-Referenz-Nr.: Client reference no.:	N/A	Auftragsdatum: Order date:	2025-06-09	
Auftraggeber: Client:	Harman International Industries, Incorporated 8500 Balboa Blvd, Northridge, California, 91329, United States			
Prüfgegenstand: Test item:	BLUETOOTH HEADSET			
Bezeichnung / Typ-Nr.: Identification / Type no.:	JUNIOR FREE (Trademark: JBL)			
Auftrags-Inhalt: Order content:	Type test			
Prüfgrundlage: Test specification:	EN 62479:2010 EN 50663:2017 EN 300 328 V2.2.2 (2019-07)		BS EN 62479:2010 BS EN 50663:2017 ETSI EN 300 328 V2.2.2 (2019-07)	
Wareneingangsdatum: Date of sample receipt:	2025-06-26			
Prüfmuster-Nr.: Test sample no.:	A004028566			
Prüfzeitraum: Testing period:	2025-06-26 – 2025-07-14			
Ort der Prüfung: Place of testing:	TÜV Rheinland (Shenzhen) Co., Ltd.			
Prüflaboratorium: Testing laboratory:	TÜV Rheinland (Shenzhen) Co., Ltd.			
Prüfergebnis*: Test result*:	Pass			
geprüft von: tested by:	 Signed by: Harry W. C. Wu		genehmigt von: authorized by:	 Signed by: Alex Lan
Datum: Date:	2025-08-19		Ausstellungsdatum: Issue date:	2025-08-19
Stellung / Position:	Project Manager		Stellung / Position:	Authorizer
Sonstiges / Other:	This test report is for Classic Bluetooth function.			
Zustand des Prüfgegenstandes bei Anlieferung: Condition of the test item at delivery:	Prüfmuster vollständig und unbeschädigt Test item complete and undamaged			
* Legende:	P(ass) = entspricht o.g. Prüfgrundlage(n)	F(ail) = entspricht nicht o.g. Prüfgrundlage(n)	N/A = nicht anwendbar	N/T = nicht getestet
* Legend:	P(ass) = passed a.m. test specification(s)	F(ail) = failed a.m. test specification(s)	N/A = not applicable	N/T = not tested
Dieser Prüfbericht bezieht sich nur auf das o.g. Prüfmuster und darf ohne Genehmigung der Prüfstelle nicht auszugsweise vervielfältigt werden. Dieser Bericht berechtigt nicht zur Verwendung eines Prüfzeichens. <i>This test report only relates to the above mentioned test sample. Without permission of the test center this test report is not permitted to be duplicated in extracts. This test report does not entitle to carry any test mark.</i>				

Anmerkungen

Remarks

- | | |
|----------|---|
| 1 | <p>The equipment used during the specified testing period was calibrated according to our test laboratory calibration program. The equipment fulfils the requirements included in the relevant standards. The traceability of the test equipment used is ensured by compliance with the regulations of our management system.</p> <p>Detailed information regarding test conditions, equipment and measurement uncertainty is available in the test laboratory and could be provided on request.</p> <p><i>Alle eingesetzten Prüfmittel waren zum angegebenen Prüfzeitraum gemäß eines festgelegten Kalibrierungsprogramms unseres Prüfhauses kalibriert. Sie entsprechen den in den Prüfprogrammen hinterlegten Anforderungen. Die Rückverfolgbarkeit der eingesetzten Prüfmittel ist durch die Einhaltung der Regelungen unseres Managementsystems gegeben. Detaillierte Informationen bezüglich Prüfkonditionen, Prüfequipment und Messunsicherheiten sind im Prüflabor vorhanden und können auf Wunsch bereitgestellt werden.</i></p> |
| 2 | <p>As contractually agreed, this document has been signed digitally only. TÜV Rheinland has not verified and unable to verify which legal or other pertaining requirements are applicable for this document. Such verification is within the responsibility of the user of this document. Upon request by its client, TÜV Rheinland can confirm the validity of the digital signature by a separate document. Such request shall be addressed to our Sales department. An environmental fee for such additional service will be charged.</p> <p><i>Wie vertraglich vereinbart, wurde dieses Dokument nur digital unterzeichnet. Der TÜV Rheinland hat nicht überprüft, welche rechtlichen oder sonstigen diesbezüglichen Anforderungen für dieses Dokument gelten. Diese Überprüfung liegt in der Verantwortung des Benutzers dieses Dokuments. Auf Verlangen des Kunden kann der TÜV Rheinland die Gültigkeit der digitalen Signatur durch ein gesondertes Dokument bestätigen. Diese Anfrage ist an unseren Vertrieb zu richten. Eine Umweltgebühr für einen solchen zusätzlichen Service wird erhoben.</i></p> |
| 3 | <p>Test clauses with remark of * are subcontracted to qualified subcontractors and described under the respective test clause in the report. Deviations of testing specification(s) or customer requirements are listed in specific test clause in the report.</p> <p><i>Prüfklausel mit der Note * wurden an qualifizierte Unterauftragnehmer vergeben und sind unter der jeweiligen Prüfklausel des Berichts beschrieben. Abweichungen von Prüfspezifikation(en) oder Kundenanforderungen sind in der jeweiligen Prüfklausel im Bericht aufgeführt.</i></p> |
| 4 | <p>The decision rule for statements of conformity, based on numerical measurement results, in this test report is based on the "Zero Guard Band Rule" and "Simple Acceptance" in accordance with ILAC G8:2019 and IEC Guide 115:2021, unless otherwise specified in the applied standard mentioned on Page 1 of this report or requested by the customer. This means that measurement uncertainty is not taken in account and hence also not declared in the test report. For additional information to the resulting risk based of this decision rule please refer to ILAC G8:2019.</p> <p><i>Die Entscheidungsregel für Konformitätserklärungen basierend auf numerischen Messergebnissen in diesem Prüfbericht basiert auf der "Null-Grenzwert-Regel" und der "Einfachen Akzeptanz" gemäß ILAC G8:2019 und IEC Guide 115:2021, es sei denn, in der auf Seite 1 dieses Berichts genannten angewandten Norm ist etwas anderes festgelegt oder vom Kunden gewünscht. Dies bedeutet, dass die Messunsicherheit nicht berücksichtigt wird und daher auch nicht im Prüfbericht angegeben wird. Zu weiteren Informationen bezueglich des Risikos durch diese Entscheidungsregel siehe ILAC G8:2019.</i></p> |

Test Summary

5.1.1 RF OUTPUT POWER

RESULT: Pass

5.1.2 DUTY CYCLE, TX-SEQUENCE, TX-GAP

RESULT: Not applicable

5.1.3 ACCUMULATED TRANSMIT TIME, FREQUENCY OCCUPATION AND HOPPING SEQUENCE

RESULT: Pass

5.1.4 HOPPING FREQUENCY SEPARATION

RESULT: Pass

5.1.5 MEDIUM UTILISATION (MU) FACTOR

RESULT: Not applicable

5.1.6 ADAPTIVITY

RESULT: Not applicable

5.1.7 OCCUPIED CHANNEL BANDWIDTH

RESULT: Pass

5.1.8 TRANSMITTER UNWANTED EMISSIONS IN THE OUT-OF-BAND DOMAIN

RESULT: Pass

5.1.9 TRANSMITTER UNWANTED EMISSIONS IN THE SPURIOUS DOMAIN

RESULT: Pass

5.2.1 RECEIVER SPURIOUS EMISSIONS

RESULT: Pass

5.2.2 RECEIVER BLOCKING

RESULT: Pass

5.2.3 GEO-LOCATION CAPABILITY

RESULT: Not applicable

6.1.1 ELECTROMAGNETIC FIELDS

RESULT: Pass

Contents

1	GENERAL REMARKS	5
1.1	COMPLEMENTARY MATERIALS	5
2	TEST SITES	5
2.1	TEST FACILITIES	5
2.2	LIST OF TEST AND MEASUREMENT INSTRUMENTS.....	6
2.3	UNCERTAINTY OF MEASUREMENT.....	7
3	GENERAL PRODUCT INFORMATION	8
3.1	PRODUCT FUNCTION AND INTENDED USE.....	8
3.2	RATINGS AND SYSTEM DETAILS	8
3.3	INDEPENDENT OPERATION MODES	10
3.4	NOISE GENERATING AND NOISE SUPPRESSING PARTS.....	10
3.5	SUBMITTED DOCUMENTS.....	10
4	TEST SET-UP AND OPERATION MODES	11
4.1	PRINCIPLE OF CONFIGURATION SELECTION	11
4.2	TEST OPERATION AND TEST SOFTWARE.....	11
4.3	SPECIAL ACCESSORIES AND AUXILIARY EQUIPMENT	11
4.4	COUNTERMEASURES TO ACHIEVE EMC COMPLIANCE.....	11
5	TEST RESULTS ERM	12
5.1	TRANSMITTER REQUIREMENT & TEST SUITES	12
5.1.1	RF Output Power.....	12
5.1.2	Duty Cycle, TX-sequence, TX-gap.....	13
5.1.3	Accumulated Transmit Time, Frequency Occupation and Hopping Sequence	14
5.1.4	Hopping Frequency Separation	15
5.1.5	Medium Utilisation (MU) Factor.....	16
5.1.6	Adaptivity.....	17
5.1.7	Occupied Channel Bandwidth.....	18
5.1.8	Transmitter Unwanted Emissions in the Out-of-band Domain.....	19
5.1.9	Transmitter Unwanted Emissions in the Spurious Domain.....	20
5.2	RECEIVER REQUIREMENT & TEST SUITES	21
5.2.1	Receiver Spurious Emissions	21
5.2.2	Receiver Blocking.....	22
5.2.3	Geo-location Capability	23
6	SAFETY HUMAN EXPOSURE	24
6.1	HUMAN EXPOSURE TO ELECTROMAGNETIC FIE10MHZ-300GHZ	24
6.1.1	Electromagnetic Fields.....	24
7	PHOTOGRAPHS OF THE TEST SET-UP	25
8	LIST OF TABLES.....	27
9	LIST OF PHOTOGRAPHS	27

1 General Remarks

1.1 Complementary Materials

All attachments are integral parts of this test report. This applies especially to the following appendix:
Appendix A: Test results of Classic Bluetooth.

2 Test Sites

2.1 Test Facilities

TÜV Rheinland (Shenzhen) Co., Ltd.
2-3F, 101 & 102, No.2, Nuclear Power Industrial Park, Fuming Community, Fucheng Street, Longhua District, Shenzhen 518000, People's Republic of China
CNAS number: L3080

Prüfbericht-Nr.: CN25BTYS 001
Test report no.:

Seite 6 von 27
Page 6 of 27

2.2 List of Test and Measurement Instruments

Table 1: List of Test and Measurement Equipment

Radio Spectrum Testing (SRD-Tonscend)				
Equipment	Manufacturer	Model	Serial No.	Cal. until
Wireless Connectivity Tester	R&S	CMW270	101375	25.09.2025
Signal Analyzer	R&S	FSV 40	101441	25.09.2025
Vector Signal Generator	R&S	SMBV100A	263301	25.09.2025
Signal Generator	R&S	SMB100A	115186	25.09.2025
OSP	R&S	OSP 150	101017	30.10.2025
Control PC	DELL	OptiPlex 7050	FTJZ9P2	N/A
Test Software	R&S	WMS32 (V11.00.00)	N/A	N/A
Power Meter	R&S	NRP2	107105	30.10.2025
Power Sensor	R&S	NRP-Z81	105677	25.09.2025
High Low Temperature Test Chamber	KOWINTEST	TH-30FJX	KW-21040497	25.09.2025
Shielding Room	Albatross	SR1	APC17151-SR1	13.09.2027

Unwanted Emission Testing				
Equipment	Manufacturer	Model	Serial No.	Cal. until
Signal Generator	R&S	SMB100A	180840	28.09.2025
Wideband Radio Communication Tester	R&S	CMW500	165339	28.09.2025
Signal Analyzer	R&S	FSV 40	101440	28.09.2025
System Controller Interface	R&S	SCI-100	S10010036	N/A
Filterbank	R&S	GSM	100811	28.09.2025
OSP	R&S	OSP 120	102041	N/A
OSP	R&S	OSP 150	101385	28.10.2025
Pre-amplifier	R&S	SCU08F1	08320030	28.09.2025
Amplifier	R&S	SCU-18F	180079	28.09.2025
Amplifier	R&S	SCU40A	100450	28.09.2025
Trilog Broadband Antenna (30 MHz - 7 GHz)	Schwarzbeck	VULB 9162	192	06.10.2026
Double-Ridged Antenna (1 -18 GHz)	ETS-LINDGREN	3117	00218719	06.10.2026
Wideband Ridged Horn Antenna (12-18 GHz)	Steatite	QMS-00208	18312	06.10.2026
Wideband Ridged Horn Antenna (18-40 GHz)	Steatite	QMS-00880	19066	06.10.2026
Biconical Broadband Antenna (30 MHz - 1 GHz)	Schwarzbeck	VUBA 9117	357	06.10.2026

Prüfbericht-Nr.: CN25BTYS 001
Test report no.:

Seite 7 von 27
Page 7 of 27

Double Ridged Broadband Horn Antenna (1 – 18 GHz)	Schwarzbeck	BBHA 9120 D	01760	06.10.2026
Broadband Horn Antenna (15 – 40 GHz)	Schwarzbeck	BBHA 9170	00862	06.10.2026
Test Software	R&S	EMC32 (V10.50.40)	N/A	N/A
Control PC	Dell	OptiPlex 7050	36NW9P2	N/A
3m Fully Anechoic Chamber	Albatross	FAC-3m	APC17151-FAC	13.09.2027

2.3 Uncertainty of Measurement

The value of the measurement uncertainty of each parameter is listed as below:

Table 2: Maximum Measurement Uncertainty

Parameter	Uncertainty (k=2)
RF output power, conducted	± 0.99 dB
Occupied Channel Bandwidth	± 2.08 %
RF power density, conducted	± 0.99 dB
Unwanted Emissions, conducted	± 0.89 dB
All emissions, radiated	± 3.68 dB

3 General Product Information

3.1 Product Function and Intended Use

The EUT is a Bluetooth headset, and it supports Bluetooth dual mode technology. This product may have different colors for marketing purpose which have the same electrical parameter.

The Classical Bluetooth and Bluetooth low energy can't transmit at the same time.

For details refer to the User Manual, Technical Description and Circuit Diagram.

3.2 Ratings and System Details

Table 3: Technical Specification of EUT

General Information of EUT	Value
Kind of Equipment	BLUETOOTH HEADSET
Type Designation	JUNIOR FREE
Trade Mark	JBL
Operating Voltage	DC 5V, 1A via Type C interface or DC 3.85V, 98mAh, 0.38Wh via built-in Li-ion battery
Extreme Temperature Range	0°C to +45°C
Technical Specification of Classical Bluetooth	
Operating Frequency band	2402 ~ 2480 MHz
Channel Number	79 channels
Channel separation	1MHz
Modulation	GFSK, $\pi/4$ DQPSK, 8DPSK
Antenna Type	FPC antenna
Antenna Gain	-0.73 dBi (Provided by the Client)
Technical Specification of Bluetooth Low Energy	
Operating Frequency band	2402 – 2480 MHz
Channel Number	40 channels
Channel separation	2MHz
Data rate	1Mbps, 2Mbps
Modulation	GFSK
Antenna Type	FPC antenna
Antenna Gain	-0.73 dBi (Provided by the Client)

Prüfbericht-Nr.: CN25BTYS 001
Test report no.:

Seite 9 von 27
Page 9 of 27

Table 4: RF Channel and Frequency of Classical Bluetooth (BR & EDR)

RF Channel	Frequency (MHz)	RF Channel	Frequency (MHz)	RF Channel	Frequency (MHz)	RF Channel	Frequency (MHz)
0	2402.00	20	2422.00	40	2442.00	60	2462.00
1	2403.00	21	2423.00	41	2443.00	61	2463.00
2	2404.00	22	2424.00	42	2444.00	62	2464.00
3	2405.00	23	2425.00	43	2445.00	63	2465.00
4	2406.00	24	2426.00	44	2446.00	64	2466.00
5	2407.00	25	2427.00	45	2447.00	65	2467.00
6	2408.00	26	2428.00	46	2448.00	66	2468.00
7	2409.00	27	2429.00	47	2449.00	67	2469.00
8	2410.00	28	2430.00	48	2450.00	68	2470.00
9	2411.00	29	2431.00	49	2451.00	69	2471.00
10	2412.00	30	2432.00	50	2452.00	70	2472.00
11	2413.00	31	2433.00	51	2453.00	71	2473.00
12	2414.00	32	2434.00	52	2454.00	72	2474.00
13	2415.00	33	2435.00	53	2455.00	73	2475.00
14	2416.00	34	2436.00	54	2456.00	74	2476.00
15	2417.00	35	2437.00	55	2457.00	75	2477.00
16	2418.00	36	2438.00	56	2458.00	76	2478.00
17	2419.00	37	2439.00	57	2459.00	77	2479.00
18	2420.00	38	2440.00	58	2460.00	78	2480.00
19	2421.00	39	2441.00	59	2461.00	/	/

Table 5: RF Channel and Frequency of Bluetooth Low Energy

RF Channel	Frequency (MHz)	RF Channel	Frequency (MHz)	RF Channel	Frequency (MHz)	RF Channel	Frequency (MHz)
00	2402.00	10	2422.00	20	2442.00	30	2462.00
01	2404.00	11	2424.00	21	2444.00	31	2464.00
02	2406.00	12	2426.00	22	2446.00	32	2466.00
03	2408.00	13	2428.00	23	2448.00	33	2468.00
04	2410.00	14	2430.00	24	2450.00	34	2470.00
05	2412.00	15	2432.00	25	2452.00	35	2472.00
06	2414.00	16	2434.00	26	2454.00	36	2474.00
07	2416.00	17	2436.00	27	2456.00	37	2476.00
08	2418.00	18	2438.00	28	2458.00	38	2478.00
09	2420.00	19	2440.00	29	2460.00	39	2480.00

3.3 Independent Operation Modes

The basic operation modes are:

- A. On, Bluetooth mode (BR & EDR)
 - 1. Transmitting mode
 - a. Low channel
 - b. Middle channel
 - c. High channel
 - 2. Receiving mode
 - a. Low channel
 - b. Middle channel
 - c. High channel
- B. Off

3.4 Noise Generating and Noise Suppressing Parts

For details refer to the Circuit Diagram.

3.5 Submitted Documents

- Block Diagram
- Schematics
- Rating Label
- User Manual

4 Test Set-up and Operation Modes

4.1 Principle of Configuration Selection

Emission: The equipment under test (EUT) was configured to measure its highest possible radiation level. The test modes were adapted accordingly in reference to the instructions for use.

Radio Spectrum: The equipment under test (EUT) was configured at its highest power output in order to measure its highest possible radiation and conducted level. The test modes were adapted accordingly in reference to the instructions for use.

4.2 Test Operation and Test Software

Test operation refers to test setup in chapter 5 and chapter 7.

All operation modes were evaluated, e.g. AFH, non-AFH, packet types, channels, modulations, etc., and only the worst case is record in the test report.

4.3 Special Accessories and Auxiliary Equipment

Table 6: List of Accessories and Auxiliary Equipment

Description	Manufacturer	Model	S/N
Laptop	Lenovo	T480	PF-16A6N8

4.4 Countermeasures to Achieve EMC Compliance

The test sample which has been tested contained the noise suppression parts as described in the Technical Construction File (TCF).

No additional measures were employed to achieve compliance.

5 Test Results ERM

5.1 Transmitter Requirement & Test Suites

5.1.1 RF Output Power

RESULT:
Pass
Test Specification

Test standard	: EN 300 328 V2.2.2
Test requirement	: Clause 4.3.1.2 of EN 300 328
Limit	: Clause 4.3.1.2.3 of EN 300 328
Test suites	: Clause 5.4.2 of EN 300 328

Test Setup

Date of testing	: 2025-06-26 to 2025-07-11
Test voltage	: DC 3.85V
Test environment	: Normal and extreme temperature
Operation mode	: A1
Ambient temperature	: 24.8°C
Relative humidity	: 55 %
Atmospheric pressure	: 101 kPa

For details refer to following test result.

Table 7: Test Result of RF Output Power

Test Mode	Test Conditions		Measured e.i.r.p. (dBm)
GFSK (BR)	Normal	+24.8 °C	7.07
	Extreme	0 °C	7.25
		+45 °C	6.92
	Maximum Measured Value		7.25
Limit			≤ 100mW (20dBm)

Test Mode	Test Conditions		Measured e.i.r.p. (dBm)
8DPSK (EDR)	Normal	+24.8 °C	4.17
	Extreme	0 °C	4.29
		+45 °C	4.01
	Maximum Measured Value		4.29
Limit			≤ 100mW (20dBm)

NOTE:

The RF Output Power (E.I.R.P.) should be calculated using the formula below:

The RF Output Power (E.I.R.P.) = $A_{(RMS\ power)} + G + Y$

Antenna gain(G): -0.73 dBi, and Y=0dBi

Prüfbericht-Nr.: **CN25BTYS 001**
Test report no.:Seite 13 von 27
Page 13 of 27

5.1.2 Duty Cycle, TX-sequence, TX-gap

RESULT:**Not applicable****Test Specification**

Test standard	: EN 300 328 V2.2.2
Test requirement	: Clause 4.3.1.3 of EN 300 328
Limit	: Clause 4.3.1.3.3 of EN 300 328
Test suites	: Clause 5.4.2 of EN 300 328

Exemption Condition(s):

☒ These requirements apply to non-adaptive equipment or to adaptive equipment when operating in non-adaptive mode. The equipment is using wide band modulations other than FHSS.

Conclusion:

The EUT is adaptive equipment and does not support non-adaptive mode, hence this requirement is not applicable.

Prüfbericht-Nr.: CN25BTYS 001
Test report no.:Seite 14 von 27
Page 14 of 27

5.1.3 Accumulated Transmit Time, Frequency Occupation and Hopping Sequence

RESULT:

Pass

Test Specification

Test standard	: EN 300 328 V2.2.2
Test requirement	: Clause 4.3.1.4 of EN 300 328
Limit	: Clause 4.3.1.4.3 of EN 300 328
Test suites	: (Option 1) Clause 5.4.4 of EN 300 328

Test Setup

Date of testing	: 2025-06-26 to 2025-07-11
Test voltage	: DC 3.85V
Test environment	: Normal temperature
Operation mode	: A1
Ambient temperature	: 23.5°C
Relative humidity	: 54 %
Atmospheric pressure	: 101 kPa

For the measurement records, refer to the appendix A .

Note: The EUT unsupported non-AFH mode, and only the AFH mode test data were recorded in this test report

Prüfbericht-Nr.: **CN25BTYS 001**
Test report no.:

Seite 15 von 27
Page 15 of 27

5.1.4 Hopping Frequency Separation

RESULT:

Pass

Test Specification

Test standard	: EN 300 328 V2.2.2
Test requirement	: Clause 4.3.1.5 of EN 300 328
Limit	: Clause 4.3.1.5.3 of EN 300 328
Test suites	: (Option 2) Clause 5.4.5 of EN 300 328

Test Setup

Date of testing	: 2025-06-26 to 2025-07-14
Test voltage	: DC 3.85V
Test environment	: Normal temperature
Operation mode	: A1
Ambient temperature	: 24.8°C
Relative humidity	: 55 %
Atmospheric pressure	: 101 kPa

For the measurement records, refer to the appendix A .

Prüfbericht-Nr.: **CN25BTYS 001**
Test report no.:Seite 16 von 27
Page 16 of 27

5.1.5 Medium Utilisation (MU) Factor

RESULT:**Not applicable****Test Specification**

Test standard	: EN 300 328 V2.2.2
Test requirement	: Clause 4.3.1.6 of EN 300 328
Limit	: Clause 4.3.1.6.3 of EN 300 328
Test suites	: Clause 5.4.2 of EN 300 328

Exemption Condition(s):

☒ These requirements apply to non-adaptive equipment or to adaptive equipment when operating in non-adaptive mode. The equipment is using wide band modulations other than FHSS.

Conclusion:

The EUT is adaptive equipment and does not support non-adaptive mode, hence this requirement is not applicable.

Prüfbericht-Nr.: **CN25BTYS 001**
Test report no.:Seite 17 von 27
Page 17 of 27

5.1.6 Adaptivity

RESULT:**Not applicable****Test Specification**

Test standard	: EN 300 328 V2.2.2
Test requirement	: Clause 4.3.1.7.2 of EN 300 328
Limit	: Clause 4.3.1.7.2.2 of EN 300 328
Test suites	: Clause 5.4.6 of EN 300 328

Exemption Condition(s):

☒ These requirements do not apply for equipment with a maximum declared RF Output power of less than 10 dBm e.i.r.p. or for equipment when operating in a mode where the RF Output power is less than 10 dBm e.i.r.p.

Conclusion:

The EUT is adaptive equipment and does not support non-adaptive mode, the maximum declared RF output power is less than 10dBm e.i.r.p., hence this requirement is not applicable.

Prüfbericht-Nr.: **CN25BTYS 001**
Test report no.:

Seite 18 von 27
Page 18 of 27

5.1.7 Occupied Channel Bandwidth

RESULT:

Pass

Test Specification

Test standard	: EN 300 328 V2.2.2
Test requirement	: Clause 4.3.1.8 of EN 300 328
Limit	: Clause 4.3.1.8.3 of EN 300 328
Test suites	: Clause 5.4.7 of EN 300 328

Test Setup

Date of testing	: 2025-06-26 to 2025-07-11
Test voltage	: DC 3.85V
Test environment	: Normal temperature
Operation mode	: A1
Ambient temperature	: 24.8°C
Relative humidity	: 55 %
Atmospheric pressure	: 101 kPa

For the measurement records, refer to the appendix A .

Prüfbericht-Nr.: **CN25BTYS 001**
Test report no.:

Seite 19 von 27
Page 19 of 27

5.1.8 Transmitter Unwanted Emissions in the Out-of-band Domain

RESULT:

Pass

Test Specification

Test standard	: EN 300 328 V2.2.2
Test requirement	: Clause 4.3.1.9 of EN 300 328
Limit	: Clause 4.3.1.9.3 of EN 300 328
Test suites	: Clause 5.4.8 of EN 300 328

Test Setup

Date of testing	: 2025-06-26 to 2025-07-11
Test voltage	: DC 3.85V
Test environment	: Normal temperature
Operation mode	: A1
Ambient temperature	: 24.8°C
Relative humidity	: 55 %
Atmospheric pressure	: 101 kPa

For the measurement records, refer to the appendix A.

Prüfbericht-Nr.: **CN25BTYS 001**
Test report no.:

Seite 20 von 27
Page 20 of 27

5.1.9 Transmitter Unwanted Emissions in the Spurious Domain

RESULT:

Pass

Test Specification

Test standard	: EN 300 328 V2.2.2
Test requirement	: Clause 4.3.1.10 of EN 300 328
Limit	: Clause 4.3.1.10.3 of EN 300 328
Test suites	: Clause 5.4.9 of EN 300 328

Test Setup

Date of testing	: 2025-06-26 to 2025-07-11
Test voltage	: DC 3.85V
Test environment	: Normal temperature
Operation mode	: A1
Ambient temperature	: Refer to test result
Relative humidity	: Refer to test result
Atmospheric pressure	: 101 kPa

For the measurement records, refer to the appendix A .

Note: The EUT without antenna connector, and the measurements were radiated.

Prüfbericht-Nr.: CN25BTYS 001
Test report no.:Seite 21 von 27
Page 21 of 27

5.2 Receiver Requirement & Test Suites

5.2.1 Receiver Spurious Emissions

RESULT:

Pass

Test Specification

Test standard	: EN 300 328 V2.2.2
Test requirement	: Clause 4.3.1.11 of EN 300 328
Limit	: Clause 4.3.1.11.3 of EN 300 328
Test suites	: Clause 5.4.10 of EN 300 328

Test Setup

Date of testing	: 2025-06-26 to 2025-07-11
Test voltage	: DC 3.85V
Test environment	: Normal temperature
Operation mode	: A2
Ambient temperature	: Refer to test result
Relative humidity	: Refer to test result
Atmospheric pressure	: 101 kPa

For the measurement records, refer to the appendix A .

Note: The EUT without antenna connector, and the measurements were radiated.

Prüfbericht-Nr.: **CN25BTYS 001**
Test report no.:Seite 22 von 27
Page 22 of 27

5.2.2 Receiver Blocking

RESULT:**Pass****Test Specification**

Test standard	: EN 300 328 V2.2.2
Test requirement	: Clause 4.3.1.12 of EN 300 328
Limit	: Clause 4.3.1.12.4 of EN 300 328
Test suites	: Clause 5.4.11 of EN 300 328

Test Setup

Date of testing	: 2025-06-26 to 2025-07-11
Test voltage	: DC 3.85V
Test environment	: Normal temperature
Operation mode	: A2
Ambient temperature	: 24.8°C
Relative humidity	: 55 %
Atmospheric pressure	: 101 kPa

For the measurement records, refer to the appendix A.

The maximum RF output power is 7.25dBm for Bluetooth-BDR and 4.29dBm for Bluetooth-EDR.
Hence according to the 4.2.3.2, the Bluetooth-BDR/-EDR is belong category 2 receiver

Prüfbericht-Nr.: **CN25BTYS 001**
Test report no.:

Seite 23 von 27
Page 23 of 27

5.2.3 Geo-location Capability

RESULT:

Not applicable

Test Specification

Test standard : EN 300 328 V2.2.2
Test requirement : Clause 4.3.1.13 of EN 300 328

Exemption Conditions:

This requirement only applies to equipment with geo-location capability as defined in clause 4.3.1.13.2.

Conclusion:

The EUT is adaptive equipment and does not support geo-location capability, hence this requirement is not applicable.

6 Safety Human Exposure

6.1 Human Exposure to Electromagnetic Fie10MHz-300GHz

6.1.1 Electromagnetic Fields

RESULT:**Pass****Test Specification**

Test standard : EN 62479: 2010
EN 50663: 2017


The maximum measured power (e.i.r.p.) of EUT is 7.25 dBm (5.309mW).

According to EN 62479: 2010 clause 4.2, the EUT is deemed to comply with the provisions of this standard because it can be demonstrated using clause 4.1 routes C that the available antenna power and/or the average total radiated power is less than 20mW, therefore the EUT is deemed to fulfill the requirement without additional test.

According to EN 50663: 2017 clause 6, table 1, if the average total radiated power emitted by apparatus operating in the frequency range 10MHz-300GHz is less than or equal to P_{max} (20mW), then the apparatus is deemed to comply with the basic restrictions without testing.

7 Photographs of the Test Set-Up


Photograph 1: Set-up for Radio Spectrum Testing, Normal Condition



Photograph 2: Set-up for Radio Spectrum Testing, Extreme Condition



Photograph 3: Set-up for Transmitter & Receiver Spurious Emissions



8 List of Tables

Table 1: List of Test and Measurement Equipment.....	6
Table 2: Maximum Measurement Uncertainty.....	7
Table 3: Technical Specification of EUT	8
Table 4: RF Channel and Frequency of Classical Bluetooth (BR & EDR)	9
Table 5: RF Channel and Frequency of Bluetooth Low Energy	9
Table 6: List of Accessories and Auxiliary Equipment.....	11
Table 7: Test Result of RF Output Power	12

9 List of Photographs

Photograph 1: Set-up for Radio Spectrum Testing, Normal Condition	25
Photograph 2: Set-up for Radio Spectrum Testing, Extreme Condition.....	25
Photograph 3: Set-up for Transmitter & Receiver Spurious Emissions	26

Appendix A: Test results of Classic Bluetooth

APPENDIX A: TEST RESULTS OF CLASSIC BLUETOOTH1

APPENDIX A.1: TEST RESULTS OF ACCUMULATED TRANSMIT TIME AND FREQUENCY OCCUPATION2

 A.1.1 Accumulated Transmit Time2

 A.1.2 Frequency Occupation.....4

 A.1.3 Hopping Sequence.....6

APPENDIX A.2: TEST RESULTS OF HOPPING FREQUENCY SEPARATION8

APPENDIX A.3: TEST RESULTS OF OCCUPIED CHANNEL BANDWIDTH12

APPENDIX A.4: TEST RESULTS OF TRANSMITTER UNWANTED EMISSIONS IN THE OUT-OF-BAND DOMAIN16

APPENDIX A.5: TEST RESULTS OF TRANSMITTER UNWANTED EMISSIONS IN THE SPURIOUS DOMAIN.....18

 FHSS, Below 1GHz18

 FHSS, Above 1GHz22

APPENDIX A.6: TEST RESULTS OF RECEIVER SPURIOUS EMISSIONS26

 FHSS, Below 1GHz26

 FHSS, Above 1GHz30

APPENDIX A.7: TEST RESULTS OF RECEIVER BLOCKING OF FHSS34

Appendix A.1: Test Results of Accumulated Transmit Time and Frequency Occupation

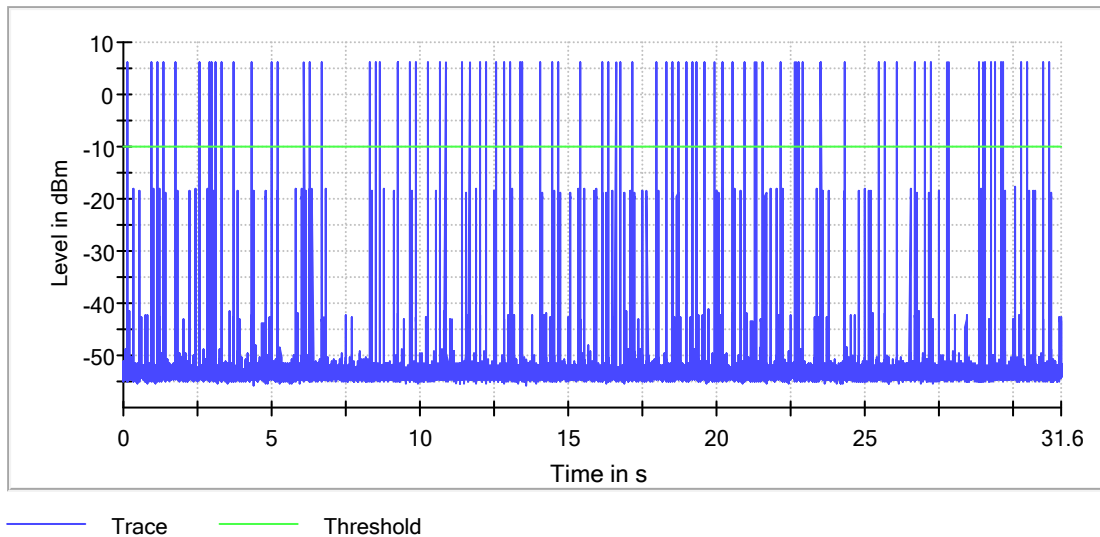
A.1.1 Accumulated Transmit Time

BDR-DH5

Result

DUT Frequency (MHz)	Result	Time (ms)	Limit Max (ms)	Limit Min (ms)	Threshold (dBm)
2402.000000	PASS	242.980	400.000	---	-10.0

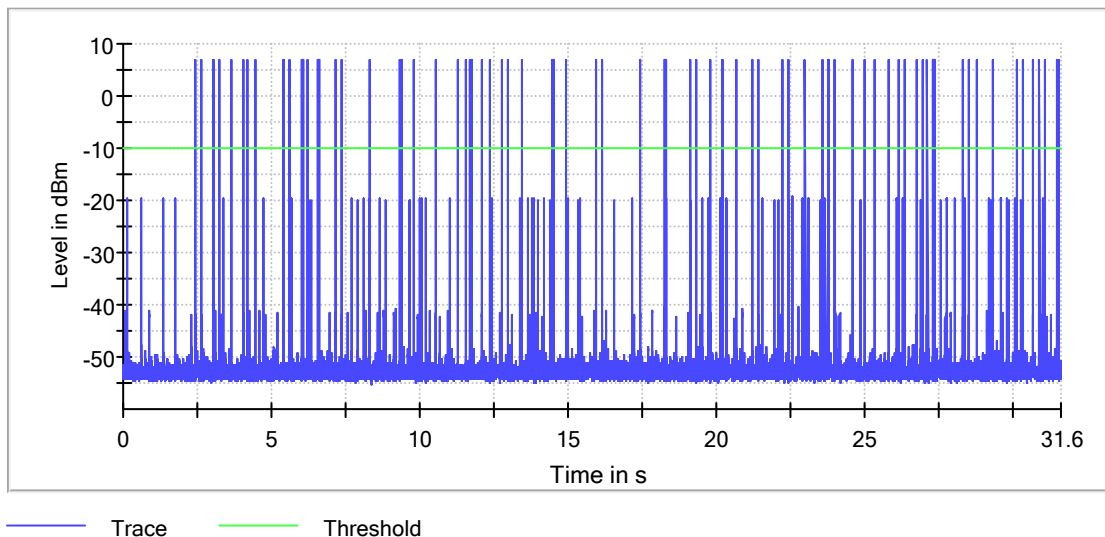
Accumulated Transmit Time



Result

DUT Frequency (MHz)	Result	Time (ms)	Limit Max (ms)	Limit Min (ms)	Threshold (dBm)
2480.000000	PASS	216.940	400.000	---	-10.0

Accumulated Transmit Time

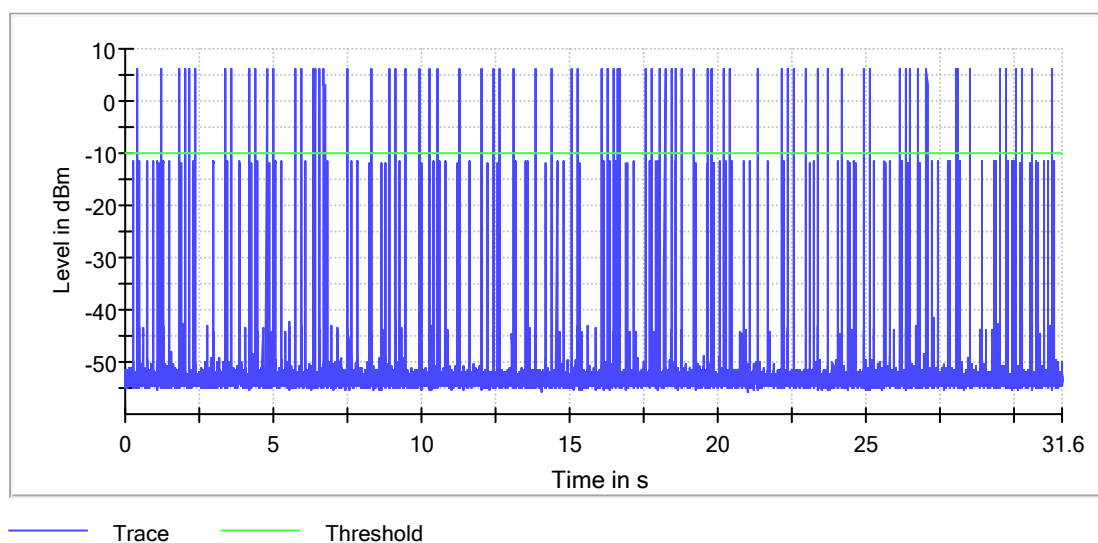


EDR-3DH5

Result

DUT Frequency (MHz)	Result	Time (ms)	Limit Max (ms)	Limit Min (ms)	Threshold (dBm)
2402.000000	PASS	226.150	400.000	---	-10.0

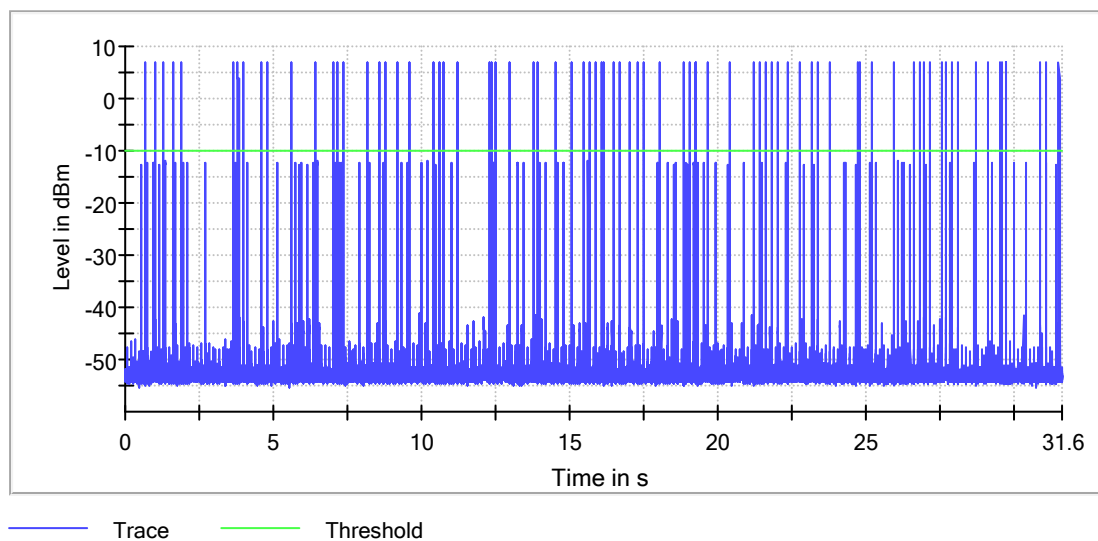
Accumulated Transmit Time



Result

DUT Frequency (MHz)	Result	Time (ms)	Limit Max (ms)	Limit Min (ms)	Threshold (dBm)
2480.000000	PASS	231.950	400.000	---	-10.0

Accumulated Transmit Time



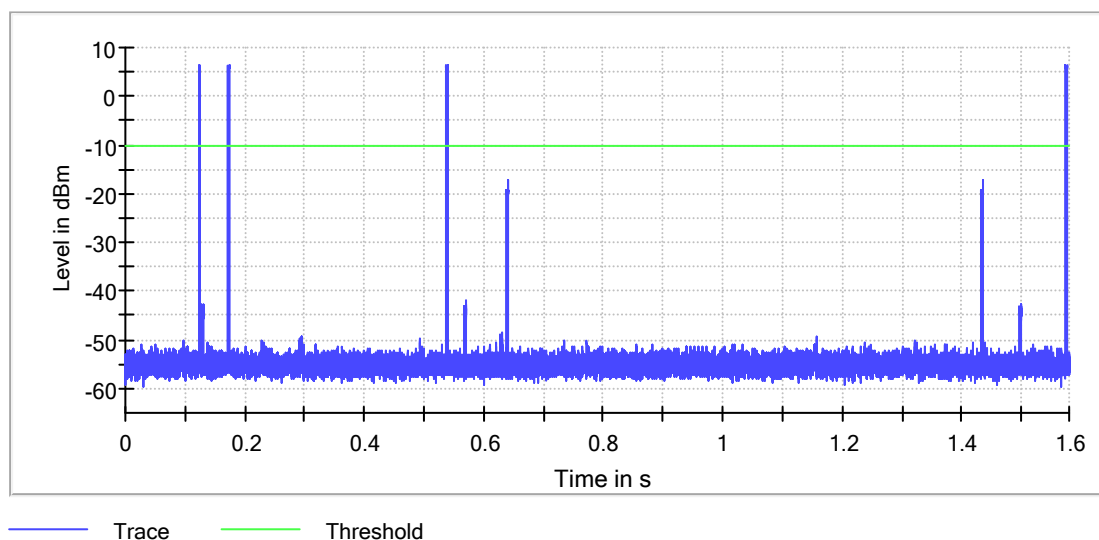
A.1.2 Frequency Occupation

BDR-DH5

Result

DUT Frequency (MHz)	Result	Time (ms)	Limit Max (ms)	Limit Min (ms)	Threshold (dBm)
2402.000000	PASS	11.534	---	0.000	-10.0

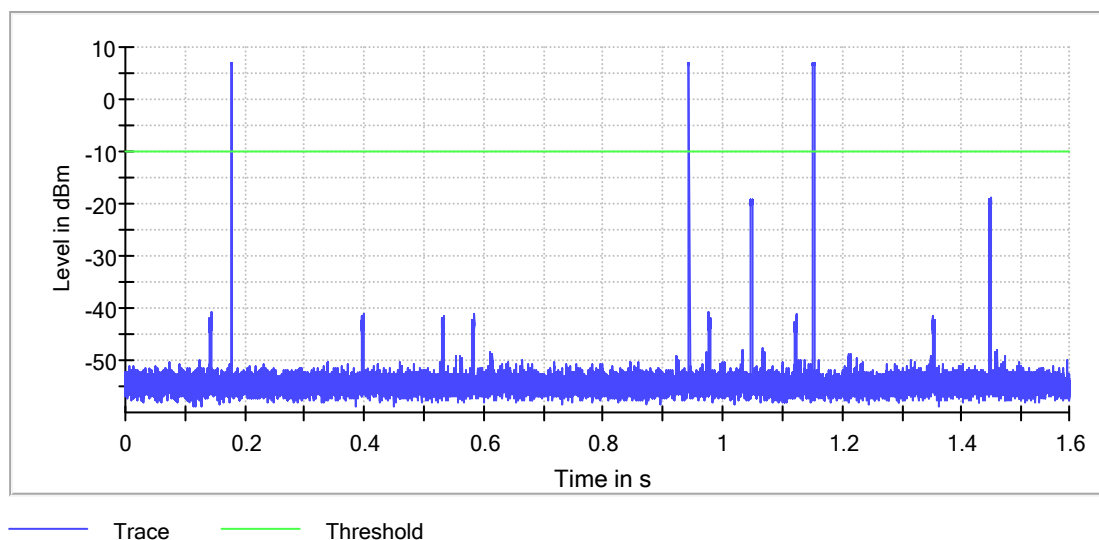
Frequency Occupation



Result

DUT Frequency (MHz)	Result	Time (ms)	Limit Max (ms)	Limit Min (ms)	Threshold (dBm)
2480.000000	PASS	8.652	---	0.000	-10.0

Frequency Occupation

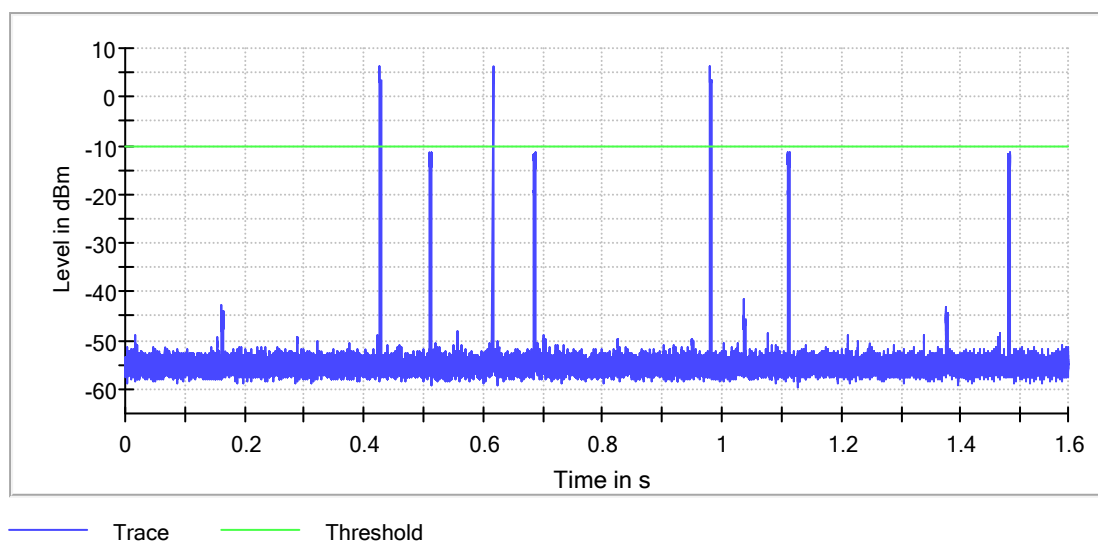


EDR-3DH5

Result

DUT Frequency (MHz)	Result	Time (ms)	Limit Max (ms)	Limit Min (ms)	Threshold (dBm)
2402.000000	PASS	8.647	---	0.000	-10.0

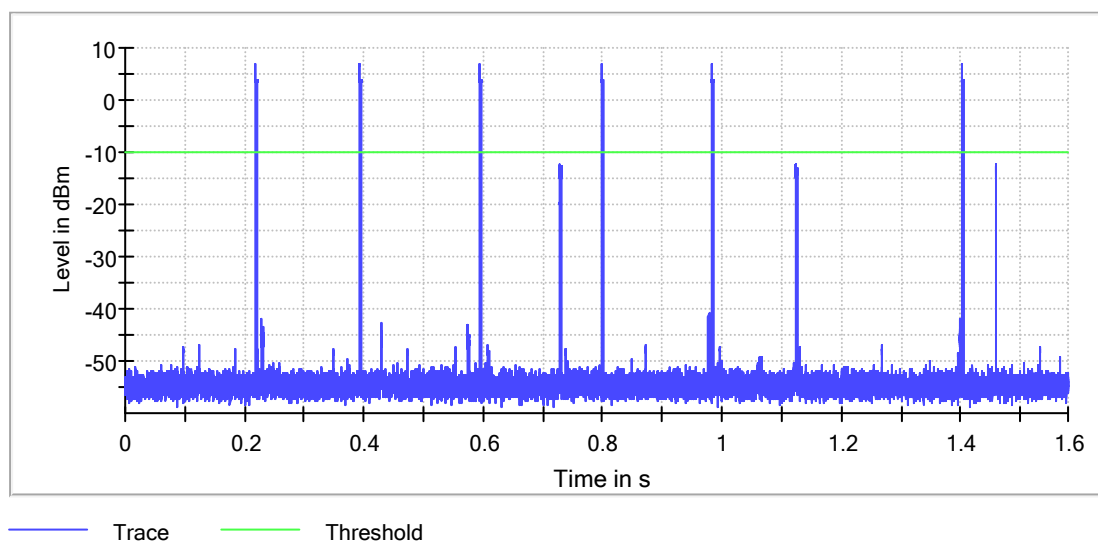
Frequency Occupation



Result

DUT Frequency (MHz)	Result	Time (ms)	Limit Max (ms)	Limit Min (ms)	Threshold (dBm)
2480.000000	PASS	17.314	---	0.000	-10.0

Frequency Occupation



A.1.3 Hopping Sequence

BDR-DH5

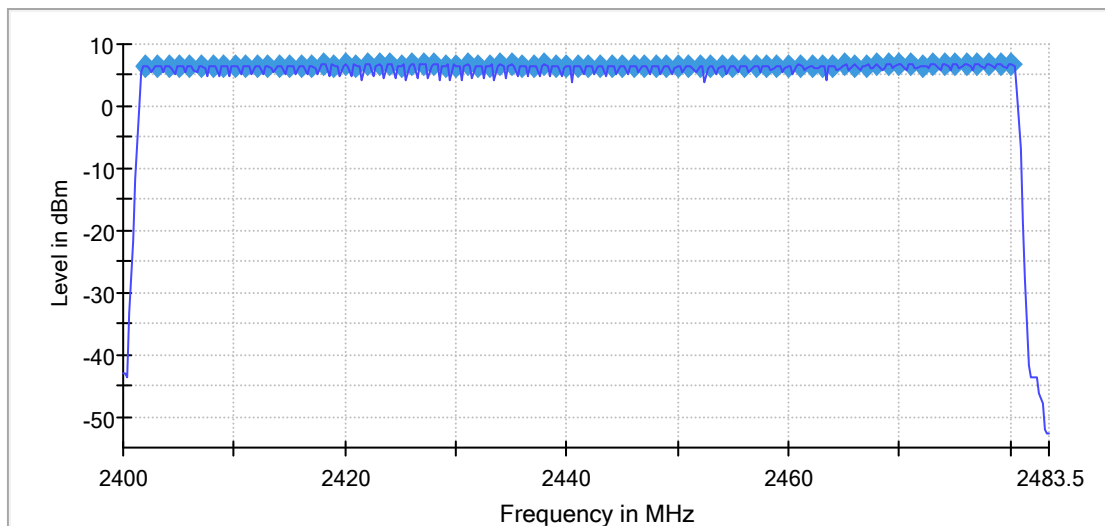
Hopping Frequencies

Hopping Frequencies	Limit Min	Limit Max	Result
79	15	---	PASS

Band Allocation

Band Allocation (MHz)	Band Allocation Low Frequency (MHz)	Band Allocation High Frequency (MHz)	Limit Min	Limit Max	Result
79.761194	2401.121642	2480.882836	58450000	---	PASS

Sequence



EDR-3DH5

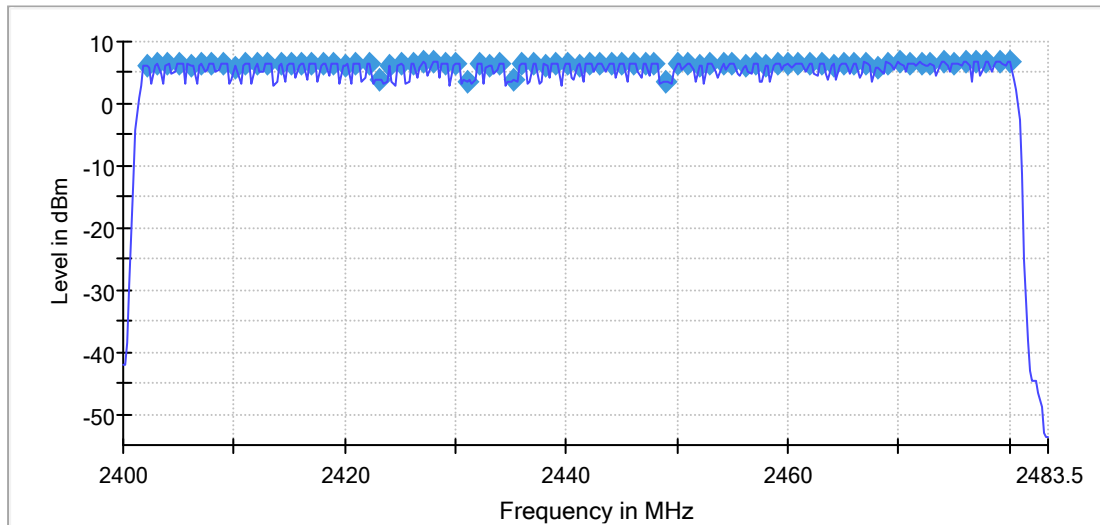
Hopping Frequencies

Hopping Frequencies	Limit Min	Limit Max	Result
79	15	---	PASS

Band Allocation

Band Allocation (MHz)	Band Allocation Low Frequency (MHz)	Band Allocation High Frequency (MHz)	Limit Min	Limit Max	Result
80.259702	2400.872388	2481.132090	58450000	---	PASS

Sequence



Appendix A.2: Test Results of Hopping Frequency Separation

BDR-DH5

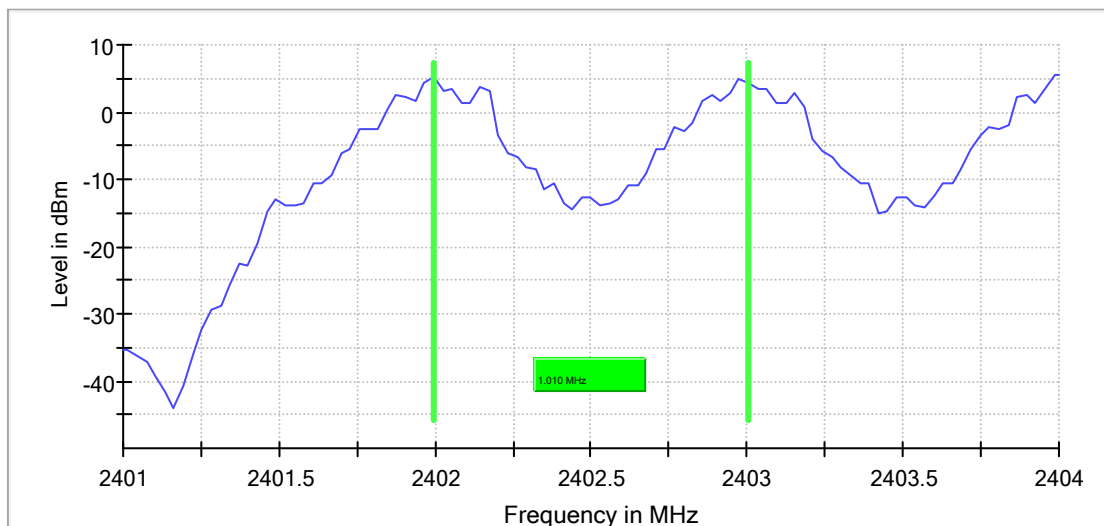
Result

DUT Frequency (MHz)	Frequency Separation (MHz)	Limit Min (MHz)	Limit Max (MHz)	Center Frequency low Channel (MHz)	Center Frequency high Channel (MHz)
2402.000000	1.009900	0.100000	---	2401.995050	2403.004950

(continuation of the "Result" table from column 6 ...)

DUT Frequency (MHz)	Result
2402.000000	PASS

HFS



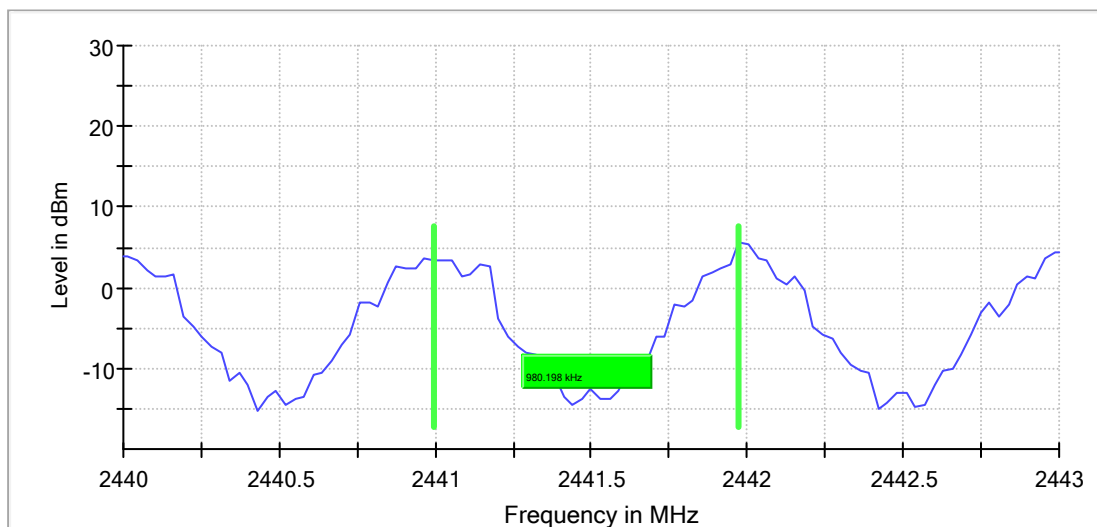
Result

DUT Frequency (MHz)	Frequency Separation (MHz)	Limit Min (MHz)	Limit Max (MHz)	Center Frequency low Channel (MHz)	Center Frequency high Channel (MHz)
2441.000000	0.980198	0.100000	---	2440.995050	2441.975248

(continuation of the "Result" table from column 6 ...)

DUT Frequency (MHz)	Result
2441.000000	PASS

HFS



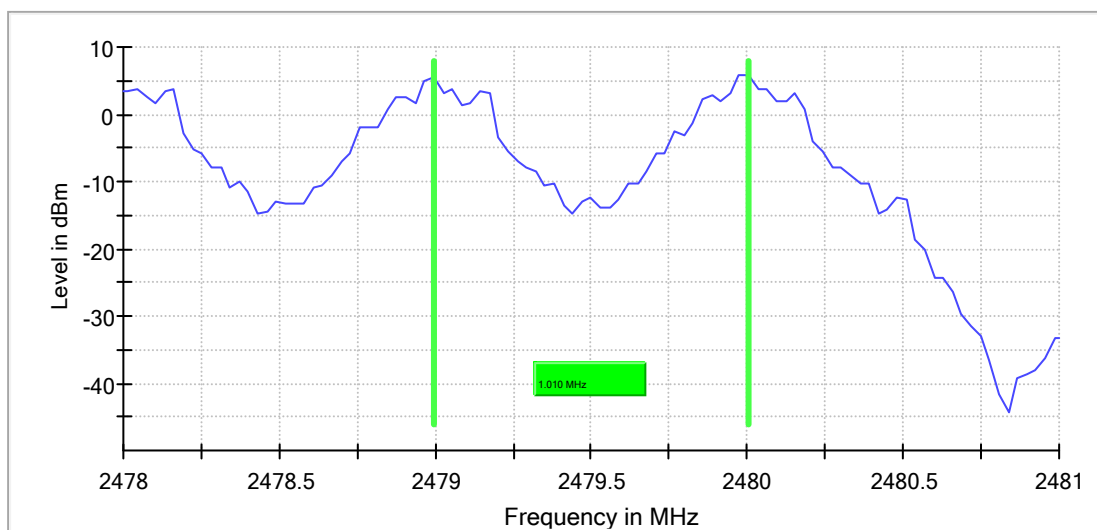
Result

DUT Frequency (MHz)	Frequency Separation (MHz)	Limit Min (MHz)	Limit Max (MHz)	Center Frequency low Channel (MHz)	Center Frequency high Channel (MHz)
2479.000000	1.009900	0.100000	---	2478.995050	2480.004950

(continuation of the "Result" table from column 6 ...)

DUT Frequency (MHz)	Result
2479.000000	PASS

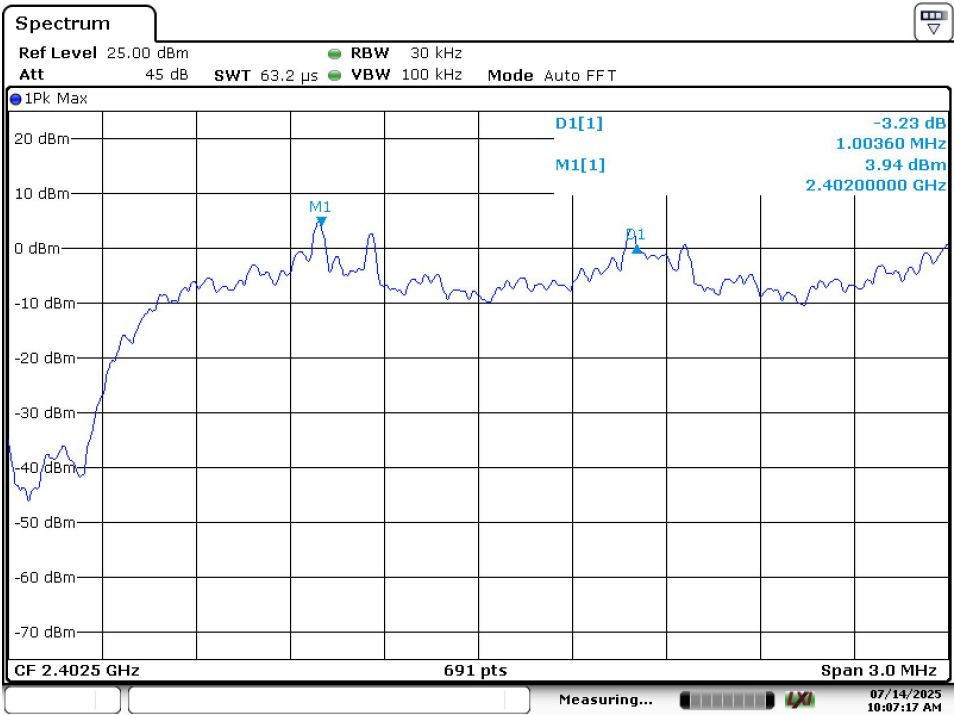
HFS



EDR-3DH5

Result

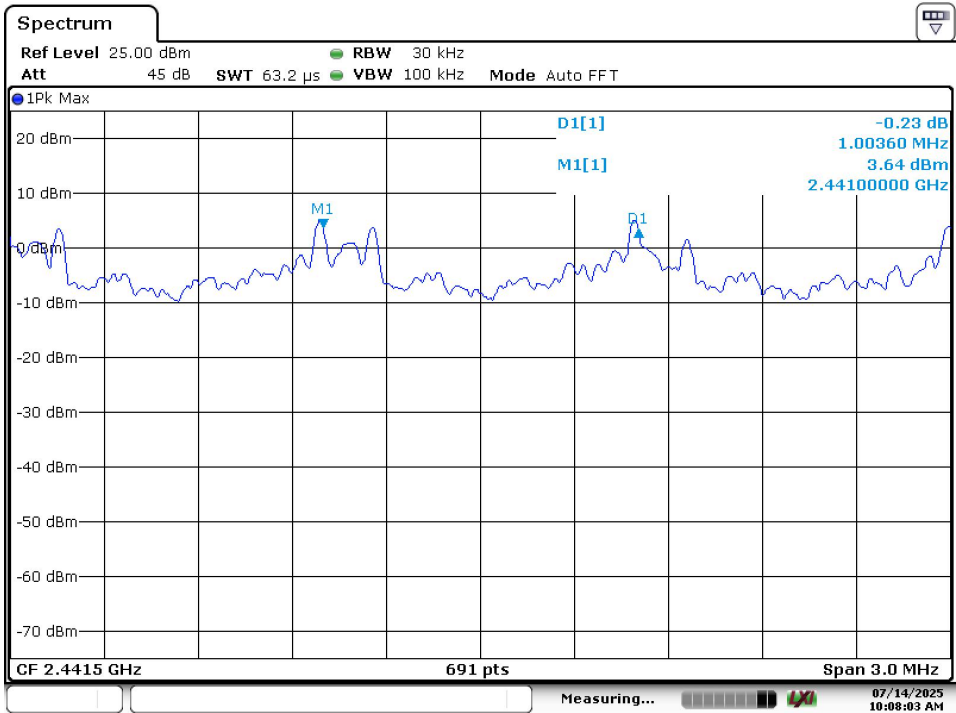
DUT Frequency (MHz)	Frequency Separation (MHz)	Limit Min (MHz)	Limit Max (MHz)	Center Frequency low Channel (MHz)	Center Frequency high Channel (MHz)	Result
2402.000000	1.00360	0.100000	---	2402.00000	2403.00360	PASS



Date: 14.JUL.2025 10:07:17

Result

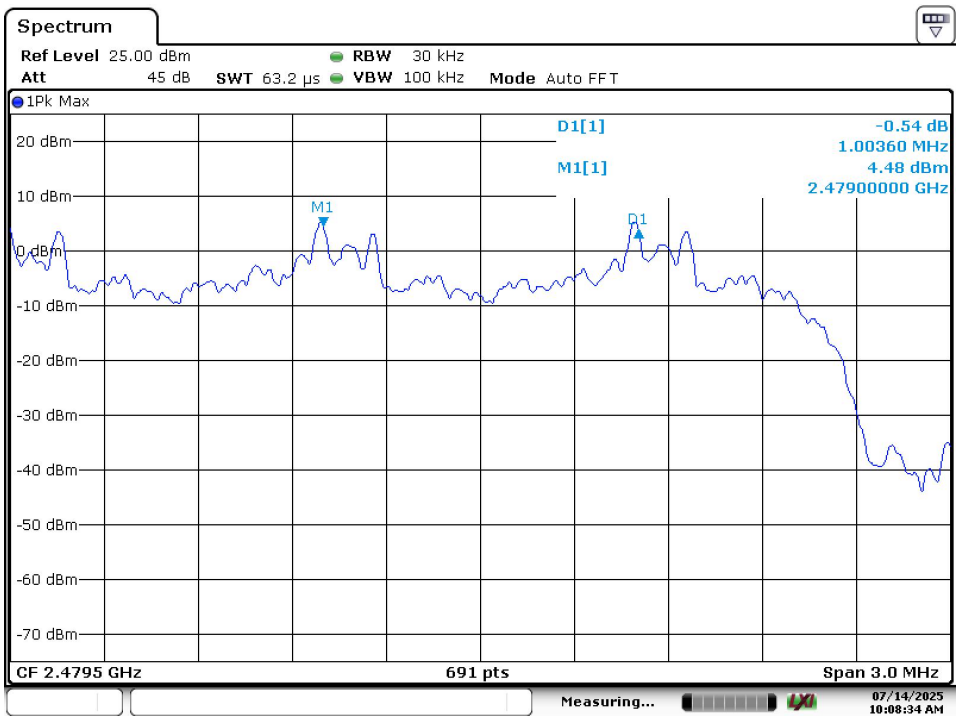
DUT Frequency (MHz)	Frequency Separation (MHz)	Limit Min (MHz)	Limit Max (MHz)	Center Frequency low Channel (MHz)	Center Frequency high Channel (MHz)	Result
2441.000000	1.00360	0.100000	---	2441.00000	2442.00360	PASS



Date: 14.JUL.2025 10:08:03

Result

DUT Frequency (MHz)	Frequency Separation (MHz)	Limit Min (MHz)	Limit Max (MHz)	Center Frequency low Channel (MHz)	Center Frequency high Channel (MHz)	Result
2479.000000	1.00360	0.100000	---	2479.00000	2480.00360	PASS



Date: 14.JUL.2025 10:08:34

Appendix A.3: Test Results of Occupied Channel Bandwidth

BDR-DH5

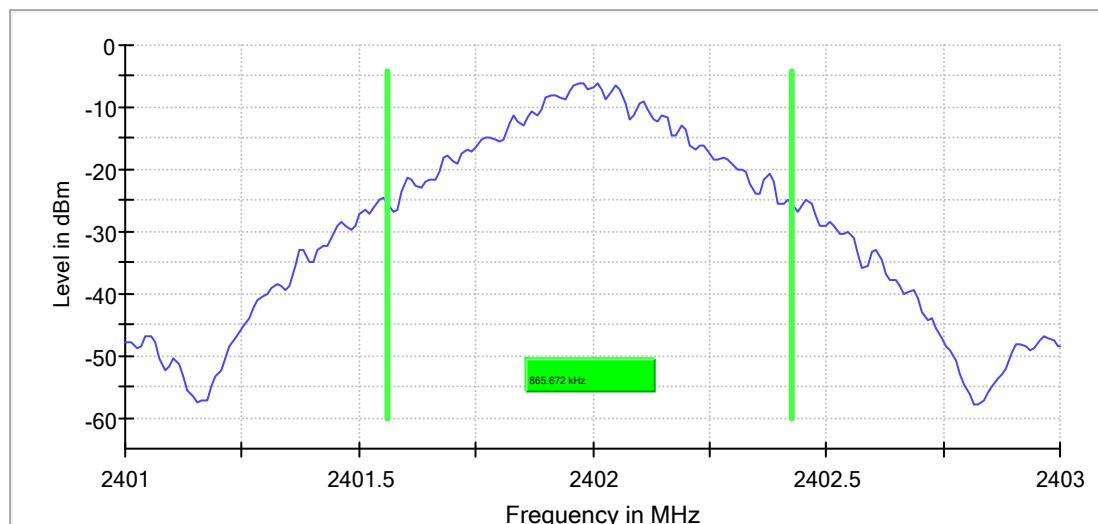
99 % Bandwidth

DUT Frequency (MHz)	Bandwidth (MHz)	Limit Min (MHz)	Limit Max (MHz)	Band Edge Left (MHz)	Limit Min BE L (MHz)
2402.000000	0.865672	---	---	2401.562189	2400.000000

(continuation of the "99 % Bandwidth" table from column 6 ...)

DUT Frequency (MHz)	Band Edge Right (MHz)	Limit Max BE R (MHz)	Result
2402.000000	2402.427861	2483.500000	PASS

99 % Bandwidth



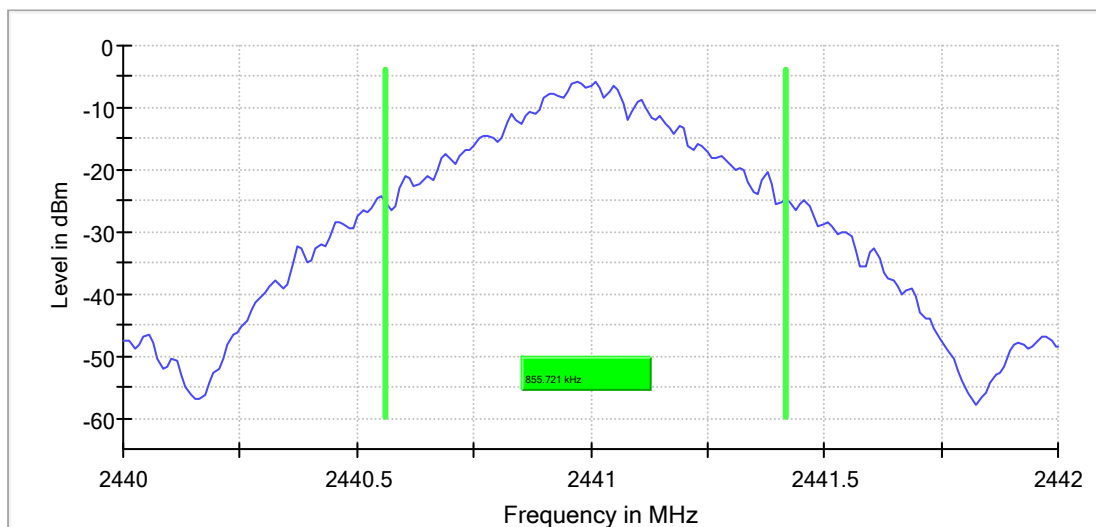
99 % Bandwidth

DUT Frequency (MHz)	Bandwidth (MHz)	Limit Min (MHz)	Limit Max (MHz)	Band Edge Left (MHz)	Limit Min BE L (MHz)
2441.000000	0.855721	---	---	2440.562189	2400.000000

(continuation of the "99 % Bandwidth" table from column 6 ...)

DUT Frequency (MHz)	Band Edge Right (MHz)	Limit Max BE R (MHz)	Result
2441.000000	2441.417910	2483.500000	PASS

99 % Bandwidth



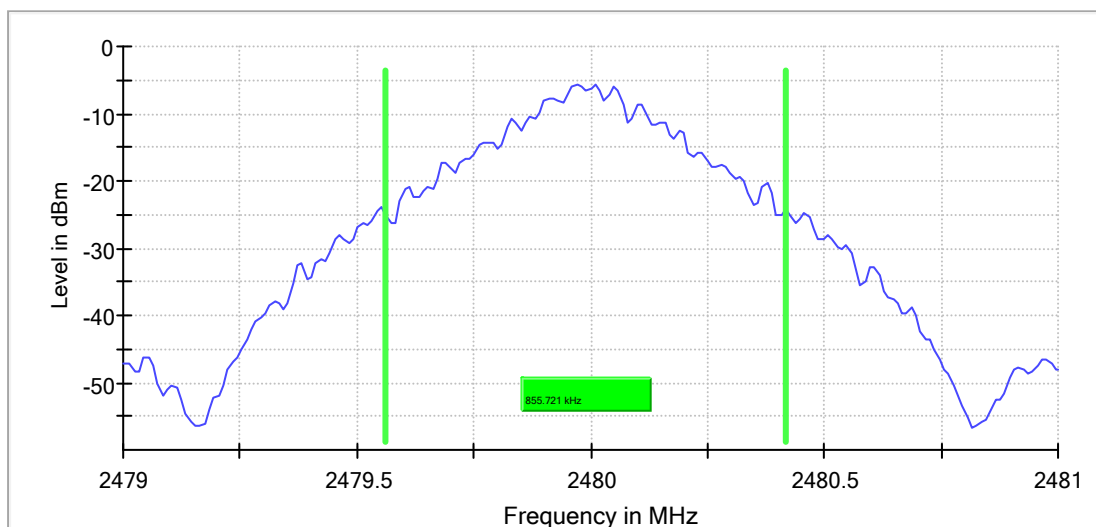
99 % Bandwidth

DUT Frequency (MHz)	Bandwidth (MHz)	Limit Min (MHz)	Limit Max (MHz)	Band Edge Left (MHz)	Limit Min BE L (MHz)
2480.000000	0.855721	---	---	2479.562189	2400.000000

(continuation of the "99 % Bandwidth" table from column 6 ...)

DUT Frequency (MHz)	Band Edge Right (MHz)	Limit Max BE R (MHz)	Result
2480.000000	2480.417910	2483.500000	PASS

99 % Bandwidth



EDR-3DH5

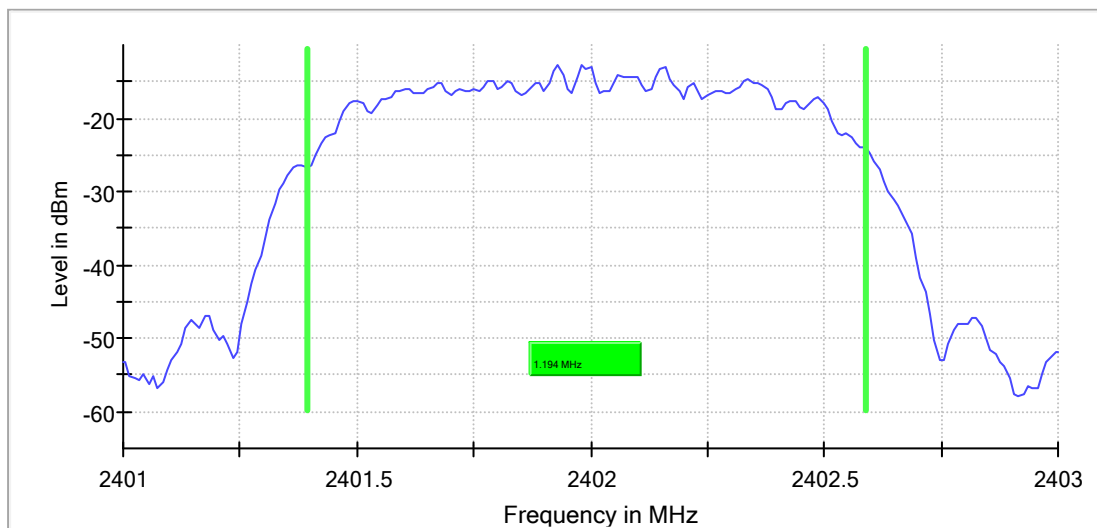
99 % Bandwidth

DUT Frequency (MHz)	Bandwidth (MHz)	Limit Min (MHz)	Limit Max (MHz)	Band Edge Left (MHz)	Limit Min BE L (MHz)
2402.000000	1.194030	---	---	2401.393035	2400.000000

(continuation of the "99 % Bandwidth" table from column 6 ...)

DUT Frequency (MHz)	Band Edge Right (MHz)	Limit Max BE R (MHz)	Result
2402.000000	2402.587065	2483.500000	PASS

99 % Bandwidth



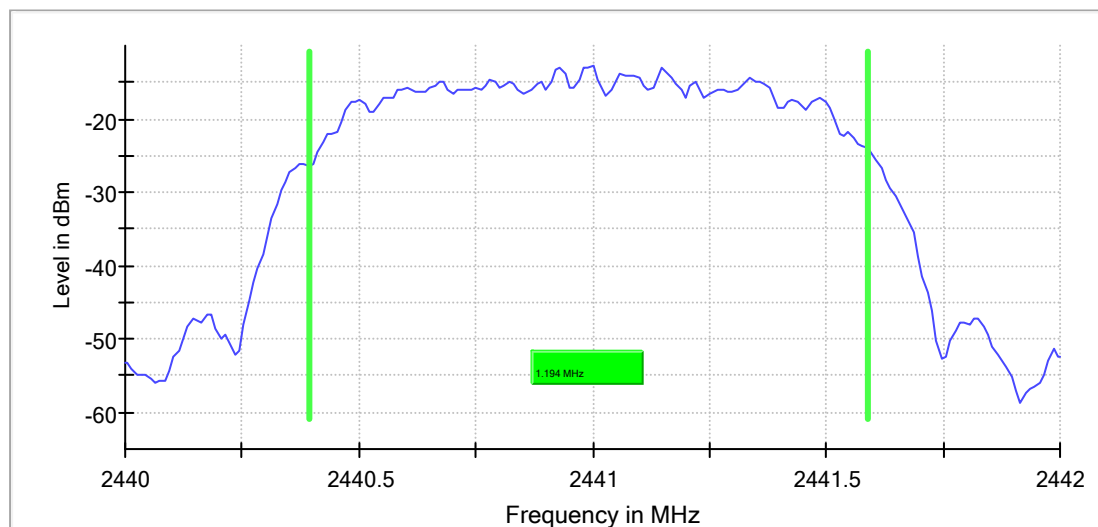
99 % Bandwidth

DUT Frequency (MHz)	Bandwidth (MHz)	Limit Min (MHz)	Limit Max (MHz)	Band Edge Left (MHz)	Limit Min BE L (MHz)
2441.000000	1.194030	---	---	2440.393035	2400.000000

(continuation of the "99 % Bandwidth" table from column 6 ...)

DUT Frequency (MHz)	Band Edge Right (MHz)	Limit Max BE R (MHz)	Result
2441.000000	2441.587065	2483.500000	PASS

99 % Bandwidth



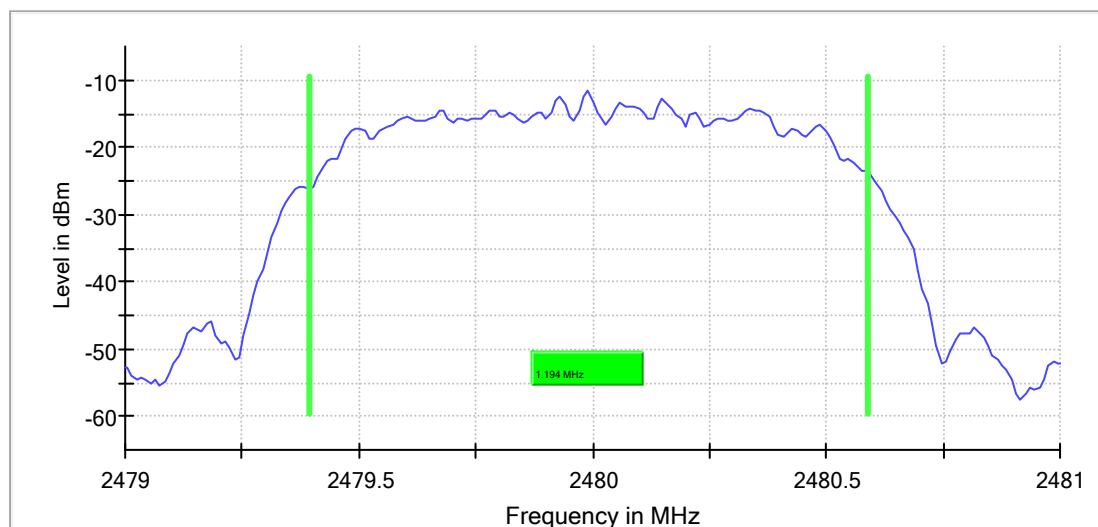
99 % Bandwidth

DUT Frequency (MHz)	Bandwidth (MHz)	Limit Min (MHz)	Limit Max (MHz)	Band Edge Left (MHz)	Limit Min BE L (MHz)
2480.000000	1.194030	---	---	2479.393035	2400.000000

(continuation of the "99 % Bandwidth" table from column 6 ...)

DUT Frequency (MHz)	Band Edge Right (MHz)	Limit Max BE R (MHz)	Result
2480.000000	2480.587065	2483.500000	PASS

99 % Bandwidth



Appendix A.4: Test Results of Transmitter Unwanted Emissions in the Out-of-band Domain

BDR-DH5

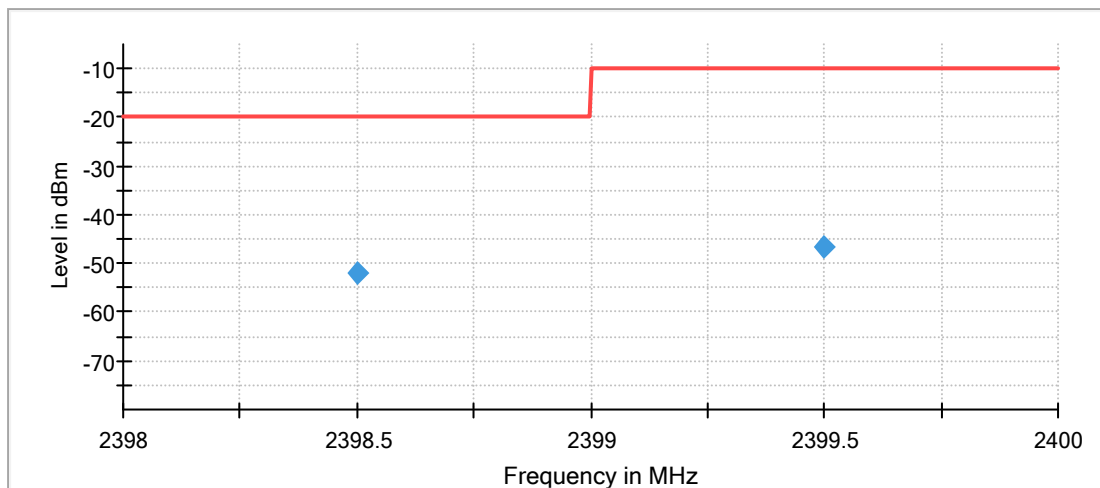
Summary

DUT Frequency (MHz)	FAIL	PASS	Result
hopping	0	4	PASS

Measurements

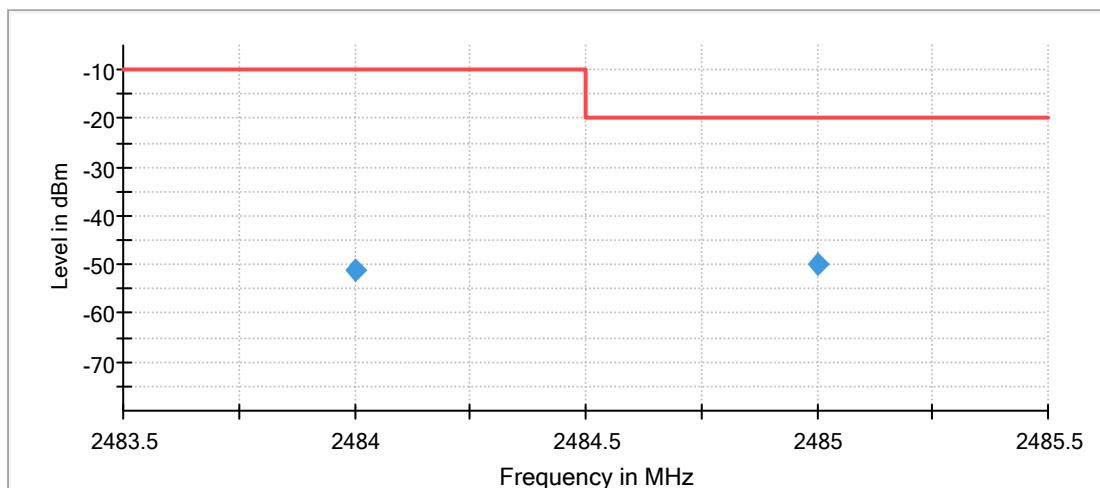
Frequency (MHz)	level (dBm)	Limit (dBm)	Result
2398.500000	-52.1	-20.0	PASS
2399.500000	-46.5	-10.0	PASS
2484.000000	-51.2	-10.0	PASS
2485.000000	-50.1	-20.0	PASS

Out of band low



◆ Level — Limit

Out of band high



◆ Level — Limit

EDR-3DH5

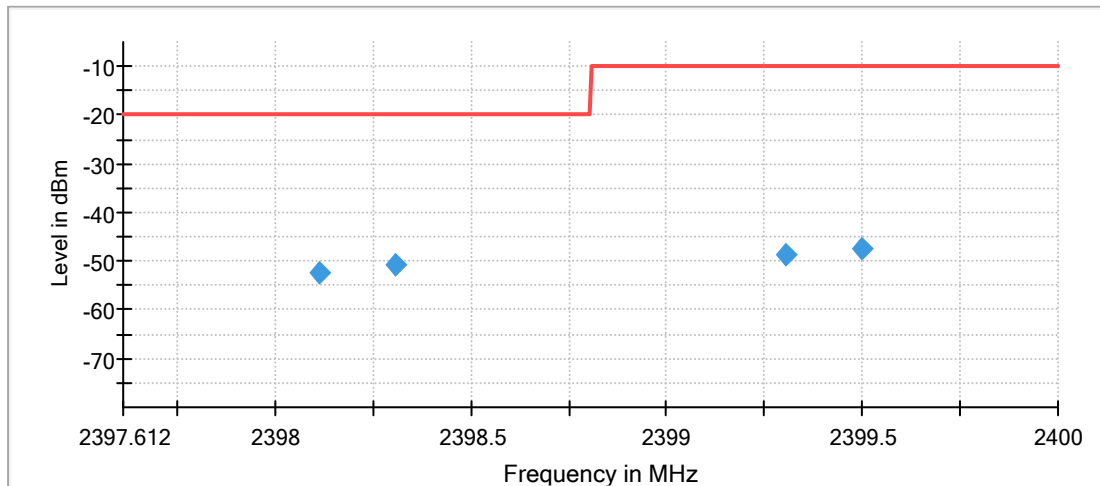
Summary

DUT Frequency (MHz)	FAIL	PASS	Result
hopping	0	8	PASS

Measurements

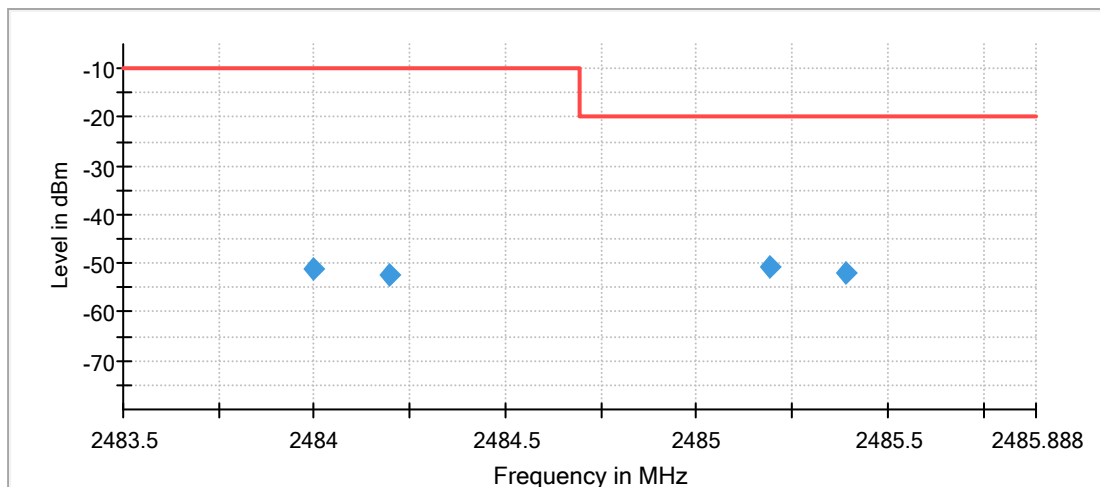
Frequency (MHz)	level (dBm)	Limit (dBm)	Result
2398.111940	-52.6	-20.0	PASS
2398.305970	-50.7	-20.0	PASS
2399.305970	-48.6	-10.0	PASS
2399.500000	-47.3	-10.0	PASS
2484.000000	-51.2	-10.0	PASS
2484.194030	-52.3	-10.0	PASS
2485.194030	-50.9	-20.0	PASS
2485.388060	-52.0	-20.0	PASS

Out of band low



◆ Level — Limit

Out of band high



◆ Level — Limit

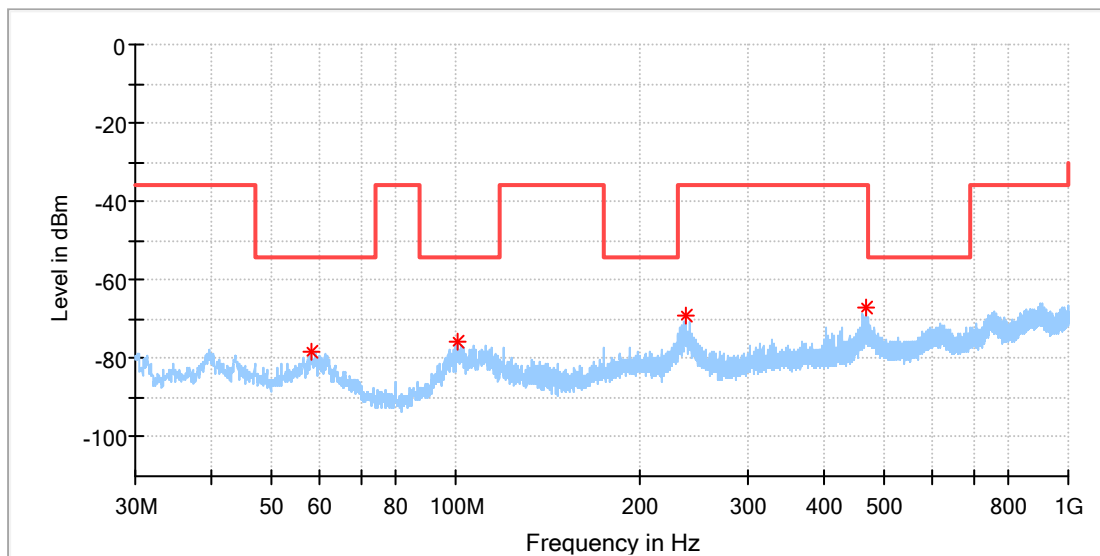
Appendix A.5: Test Results of Transmitter Unwanted Emissions in the Spurious Domain

Note: 1. This testing was carried out on different modulations, but only the worst case was presented in this report.
2. The EUT without antenna connector.

FHSS, Below 1GHz

EUT Information

EUT Name:	BLUETOOTH HEADSET
Model:	JUNIOR FREE
Sample No:	A004028566-025
Test Mode:	TX_DH5 L CH
Test Voltage:	Battery
Remark:	Temp:23.8;Humi:54%
Test standard:	EN 300328
Tested By:	Lich Chen
Reviewed by	Terry Yin

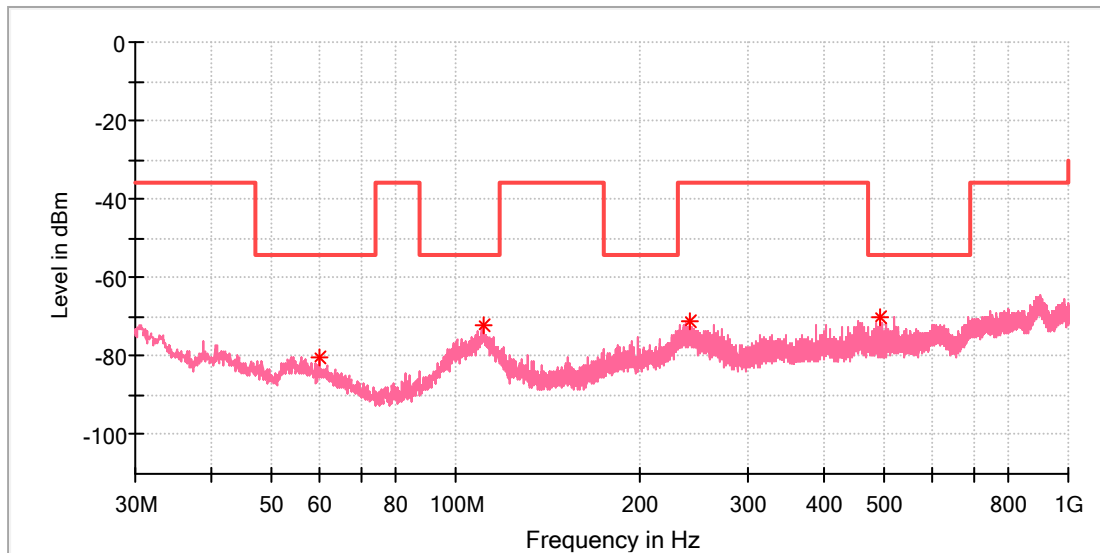


Critical_Freqs

Frequency (MHz)	RMS (dBm)	Limit (dBm)	Margin (dB)	Height (cm)	Pol	Azimuth (deg)	Corr. (dB)
58.033000	-78.13	-54.00	24.13	150.0	H	238.0	-119.1
100.907000	-75.77	-54.00	21.77	150.0	H	243.0	-120.8
237.483000	-68.87	-36.00	32.87	150.0	H	120.0	-117.3
466.063500	-66.92	-36.00	30.92	150.0	H	62.0	-110.7

EUT Information

EUT Name:	BLUETOOTH HEADSET
Model:	JUNIOR FREE
Sample No:	A004028566-025
Test Mode:	TX_DH5 L CH
Test Voltage:	Battery
Remark:	Temp:23.8;Humi:54%
Test standard:	EN 300328
Tested By:	Lich Chen
Reviewed by	Terry Yin

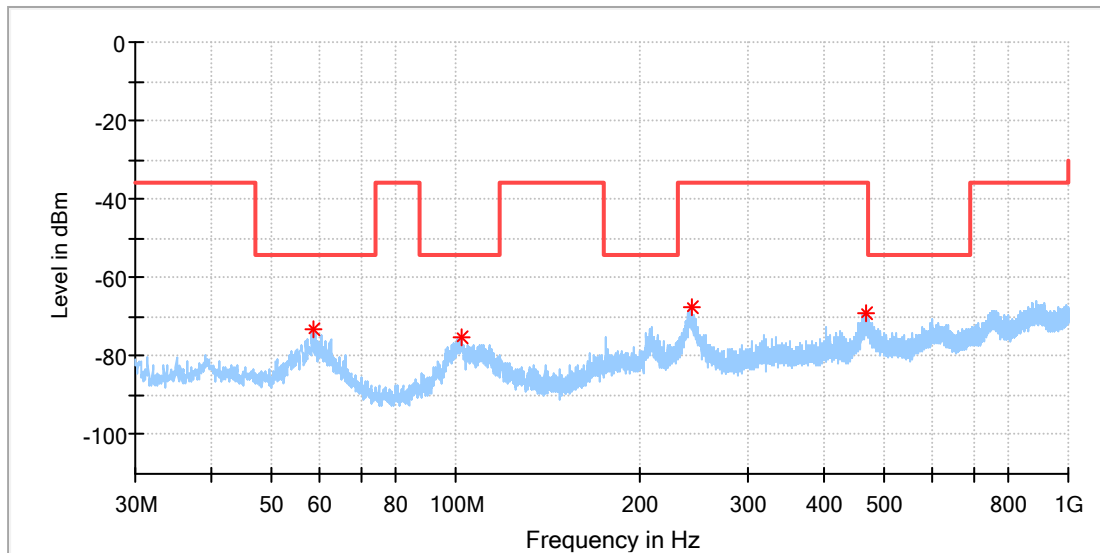


Critical_Freqs

Frequency (MHz)	RMS (dBm)	Limit (dBm)	Margin (dB)	Height (cm)	Pol	Azimuth (deg)	Corr. (dB)
59.924500	-80.45	-54.00	26.45	150.0	V	39.0	-119.4
111.334500	-72.12	-54.00	18.12	150.0	V	82.0	-120.3
240.441500	-71.37	-36.00	35.37	150.0	V	180.0	-117.5
494.290500	-70.30	-54.00	16.30	150.0	V	206.0	-114.2

EUT Information

EUT Name:	BLUETOOTH HEADSET
Model:	JUNIOR FREE
Sample No:	A004028566-025
Test Mode:	TX_DH5 H CH
Test Voltage:	Battery
Remark:	Temp:23.8;Humi:54%
Test standard:	EN 300328
Tested By:	Lich Chen
Reviewed by	Terry Yin

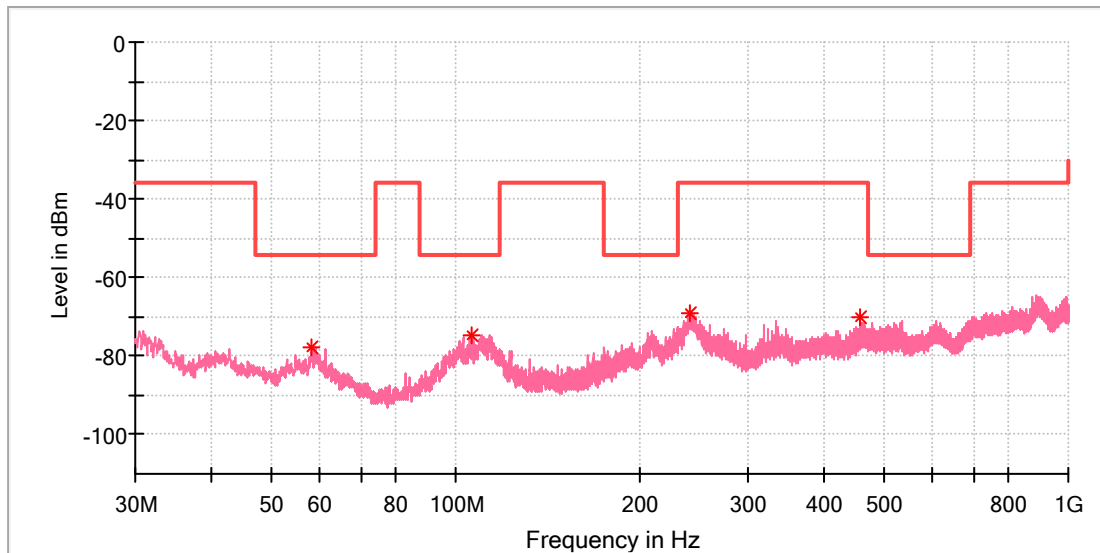


Critical_Freqs

Frequency (MHz)	RMS (dBm)	Limit (dBm)	Margin (dB)	Height (cm)	Pol	Azimuth (deg)	Corr. (dB)
58.421000	-73.07	-54.00	19.07	150.0	H	82.0	-118.9
102.216500	-75.13	-54.00	21.13	150.0	H	148.0	-120.7
242.575500	-67.47	-36.00	31.47	150.0	H	99.0	-117.2
468.876500	-69.15	-36.00	33.15	150.0	H	82.0	-110.5

EUT Information

EUT Name:	BLUETOOTH HEADSET
Model:	JUNIOR FREE
Sample No:	A004028566-025
Test Mode:	TX_DH5 H CH
Test Voltage:	Battery
Remark:	Temp:23.8;Humi:54%
Test standard:	EN 300328
Tested By:	Lich Chen
Reviewed by	Terry Yin



Critical_Freqs

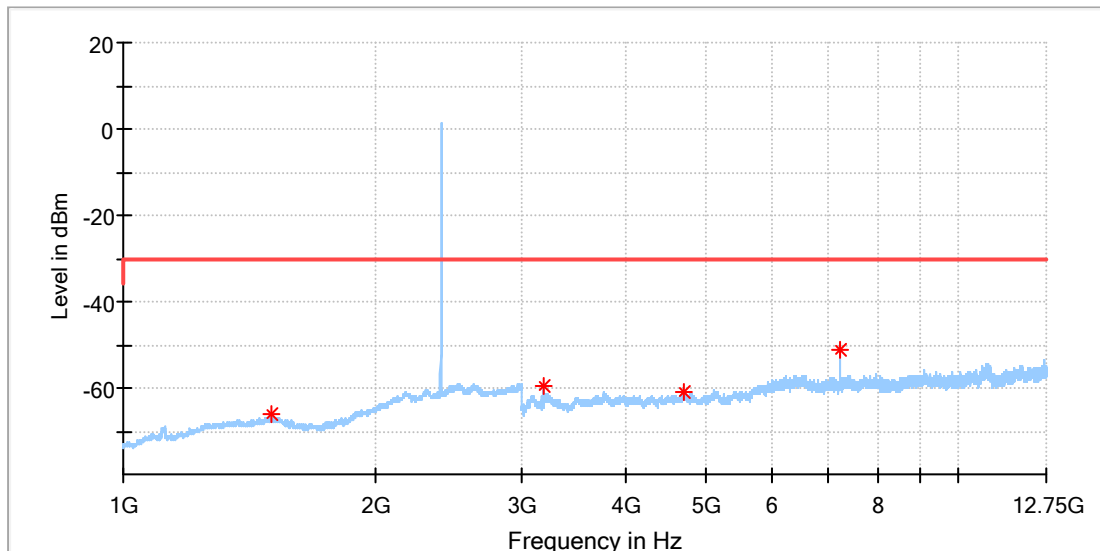
Frequency (MHz)	RMS (dBm)	Limit (dBm)	Margin (dB)	Height (cm)	Pol	Azimuth (deg)	Corr. (dB)
58.372500	-77.70	-54.00	23.70	150.0	V	189.0	-119.7
106.581500	-74.70	-54.00	20.70	150.0	V	270.0	-121.3
241.993500	-68.84	-36.00	32.84	150.0	V	354.0	-117.5
457.576000	-70.15	-36.00	34.15	150.0	V	163.0	-113.5

FHSS, Above 1GHz

Note: The highest waveform in the figure is Bluetooth Fundamental.

EUT Information

EUT Name:	BLUETOOTH HEADSET
Model:	JUNIOR FREE
Sample No:	A004028566-025
Test Mode:	TX_DH5 L CH
Test Voltage:	Battery
Remark:	Temp:23.8;Humi:54%
Test standard:	EN 300328
Tested By:	Lich Chen
Reviewed by	Terry Yin

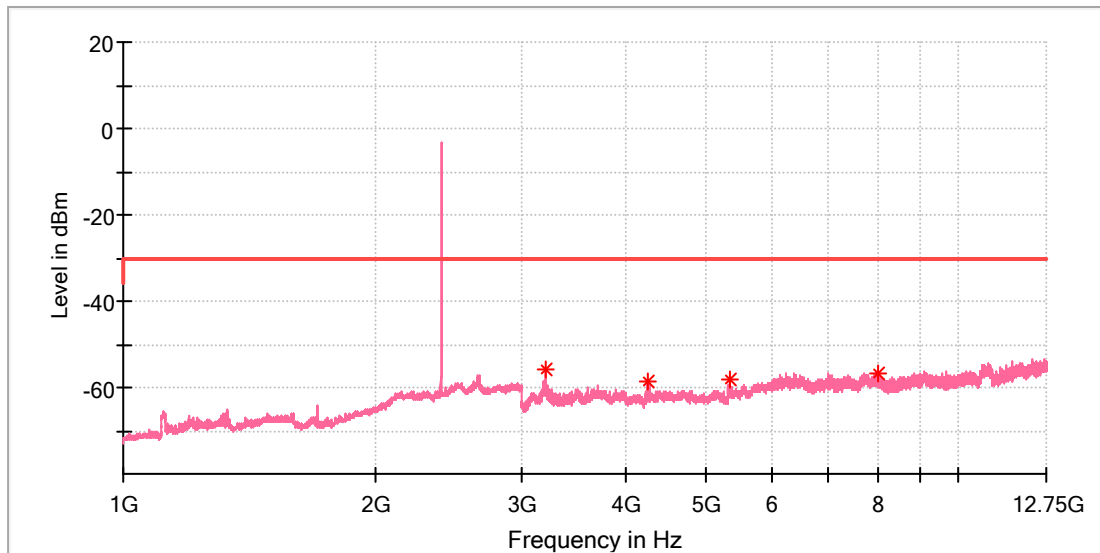


Critical_Freqs

Frequency (MHz)	RMS (dBm)	Limit (dBm)	Margin (dB)	Height (cm)	Pol	Azimuth (deg)	Corr. (dB)
1506.000000	-66.21	-30.00	36.21	150.0	H	302.0	-98.8
3184.500000	-59.60	-30.00	29.60	150.0	H	246.0	-95.5
4706.000000	-60.87	-30.00	30.87	150.0	H	12.0	-92.8
7205.839286	-50.94	-30.00	20.94	150.0	H	358.0	-88.9

EUT Information

EUT Name:	BLUETOOTH HEADSET
Model:	JUNIOR FREE
Sample No:	A004028566-025
Test Mode:	TX_DH5 L CH
Test Voltage:	Battery
Remark:	Temp:23.8;Humi:54%
Test standard:	EN 300328
Tested By:	Lich Chen
Reviewed by	Terry Yin

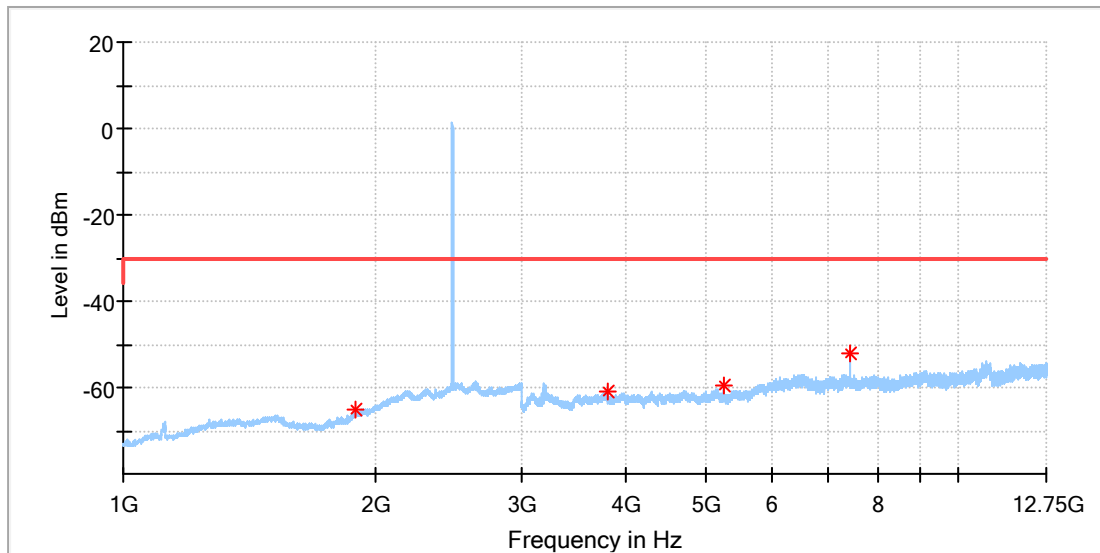


Critical_Freqs

Frequency (MHz)	RMS (dBm)	Limit (dBm)	Margin (dB)	Height (cm)	Pol	Azimuth (deg)	Corr. (dB)
3199.000000	-55.76	-30.00	25.76	150.0	V	188.0	-94.6
4251.000000	-58.38	-30.00	28.38	150.0	V	27.0	-94.6
5336.500000	-58.25	-30.00	28.25	150.0	V	287.0	-92.0
7998.482143	-56.66	-30.00	26.66	150.0	V	334.0	-88.8

EUT Information

EUT Name:	BLUETOOTH HEADSET
Model:	JUNIOR FREE
Sample No:	A004028566-025
Test Mode:	TX_DH5 H CH
Test Voltage:	Battery
Remark:	Temp:23.8;Humi:54%
Test standard:	EN 300328
Tested By:	Lich Chen
Reviewed by	Terry Yin

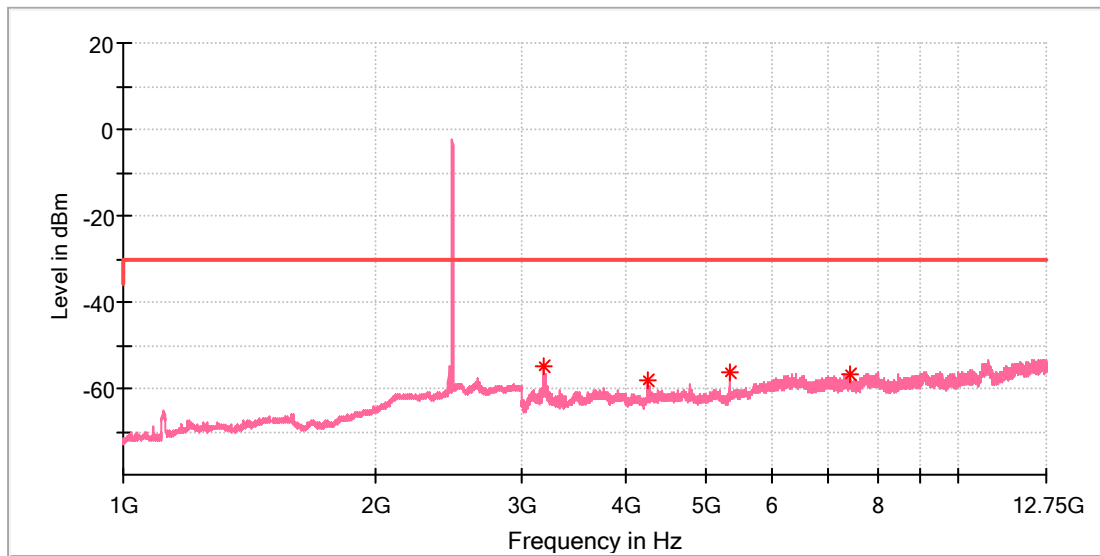


Critical Freqs

Frequency (MHz)	RMS (dBm)	Limit (dBm)	Margin (dB)	Height (cm)	Pol	Azimuth (deg)	Corr. (dB)
1901.500000	-64.98	-30.00	34.98	150.0	H	264.0	-96.0
3795.000000	-60.80	-30.00	30.80	150.0	H	227.0	-94.0
5246.000000	-59.67	-30.00	29.67	150.0	H	269.0	-92.2
7439.678572	-52.00	-30.00	22.00	150.0	H	323.0	-88.7

EUT Information

EUT Name:	BLUETOOTH HEADSET
Model:	JUNIOR FREE
Sample No:	A004028566-025
Test Mode:	TX_DH5 H CH
Test Voltage:	Battery
Remark:	Temp:23.8;Humi:54%
Test standard:	EN 300328
Tested By:	Lich Chen
Reviewed by	Terry Yin



Critical_Freqs

Frequency (MHz)	RMS (dBm)	Limit (dBm)	Margin (dB)	Height (cm)	Pol	Azimuth (deg)	Corr. (dB)
3192.500000	-54.92	-30.00	24.92	150.0	V	257.0	-94.7
4250.500000	-57.94	-30.00	27.94	150.0	V	311.0	-94.6
5331.000000	-56.26	-30.00	26.26	150.0	V	274.0	-92.1
7439.678572	-56.54	-30.00	26.54	150.0	V	5.0	-89.2

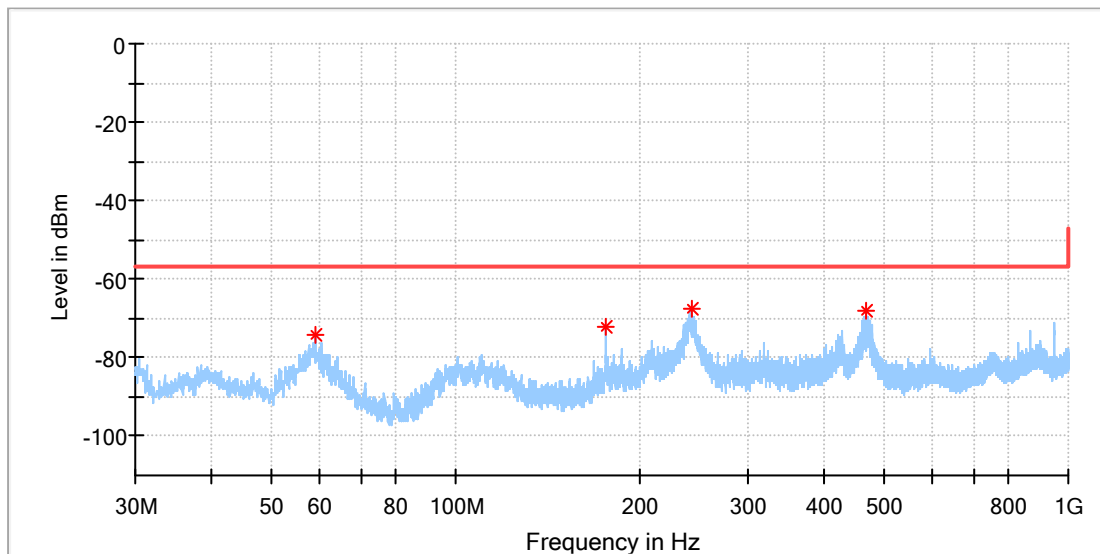
Appendix A.6: Test Results of Receiver Spurious Emissions

Note: 1. This testing was carried out on different modulations, but only the worst case was presented in this report.
2. The EUT without antenna connector.

FHSS, Below 1GHz

EUT Information

EUT Name:	BLUETOOTH HEADSET
Model:	JUNIOR FREE
Sample No:	A004028566-025
Test Mode:	RX_DH5 L CH
Test Voltage:	Battery
Remark:	Temp:23.8;Humi:54%
Test standard:	EN 300328
Tested By:	Lich Chen
Reviewed by	Terry Yin

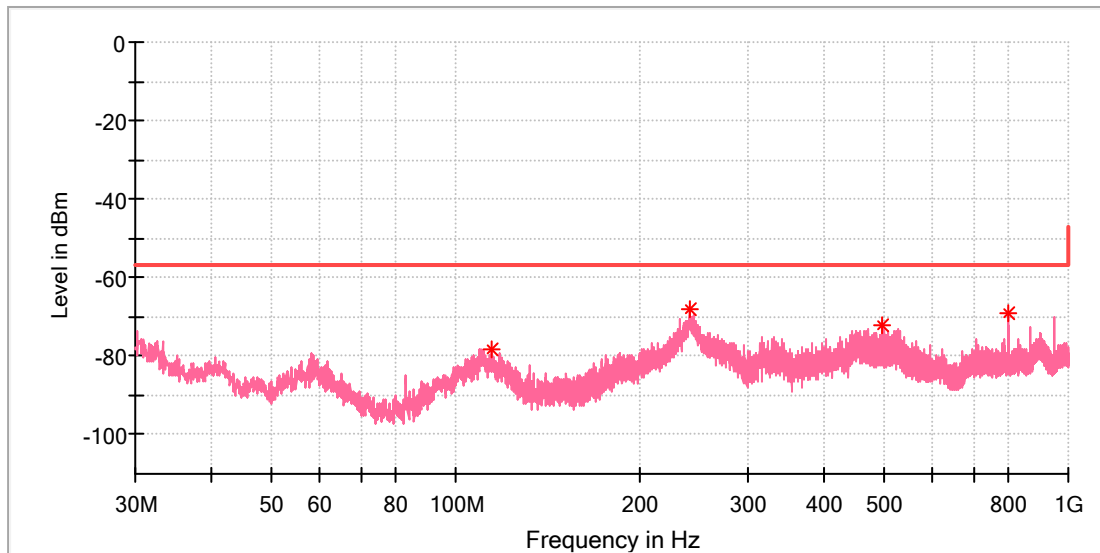


Critical_Freqs

Frequency (MHz)	RMS (dBm)	Limit (dBm)	Margin (dB)	Height (cm)	Pol	Azimuth (deg)	Corr. (dB)
59.003000	-73.97	-57.00	16.97	150.0	H	85.0	-118.7
175.936500	-72.32	-57.00	15.32	150.0	H	88.0	-119.1
242.575500	-67.68	-57.00	10.68	150.0	H	103.0	-117.2
467.518500	-68.27	-57.00	11.27	150.0	H	77.0	-110.6

EUT Information

EUT Name:	BLUETOOTH HEADSET
Model:	JUNIOR FREE
Sample No:	A004028566-025
Test Mode:	RX_DH5 L CH
Test Voltage:	Battery
Remark:	Temp:23.8;Humi:54%
Test standard:	EN 300328
Tested By:	Lich Chen
Reviewed by	Terry Yin

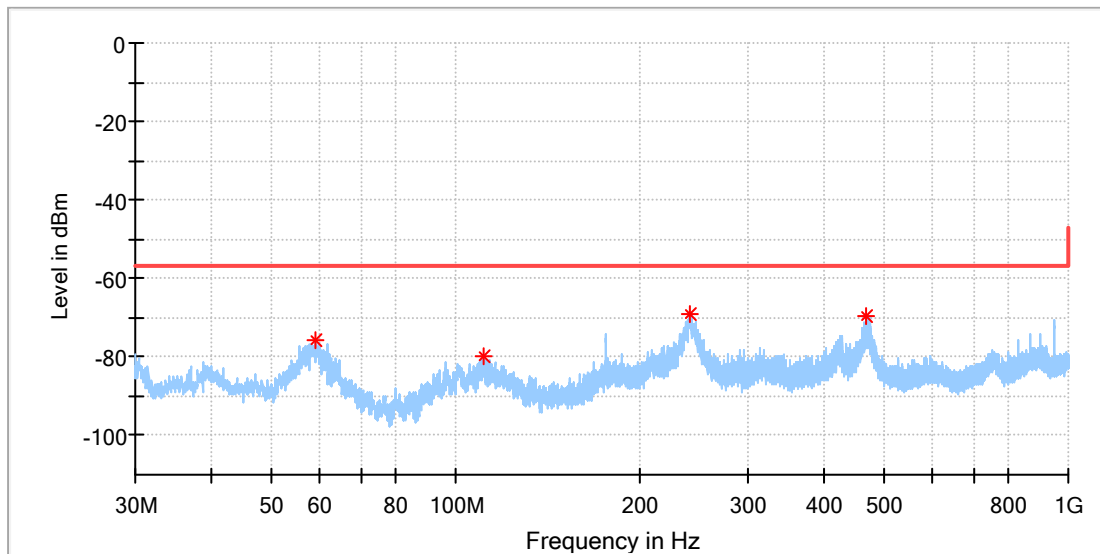


Critical_Freqs

Frequency (MHz)	RMS (dBm)	Limit (dBm)	Margin (dB)	Height (cm)	Pol	Azimuth (deg)	Corr. (dB)
114.875000	-78.28	-57.00	21.28	150.0	V	148.0	-121.0
241.023500	-68.09	-57.00	11.09	150.0	V	6.0	-117.5
498.461500	-72.35	-57.00	15.35	150.0	V	208.0	-114.0
796.542500	-68.93	-57.00	11.93	150.0	V	105.0	-107.0

EUT Information

EUT Name:	BLUETOOTH HEADSET
Model:	JUNIOR FREE
Sample No:	A004028566-025
Test Mode:	RX_DH5 H CH
Test Voltage:	Battery
Remark:	Temp:23.8;Humi:54%
Test standard:	EN 300328
Tested By:	Lich Chen
Reviewed by	Terry Yin

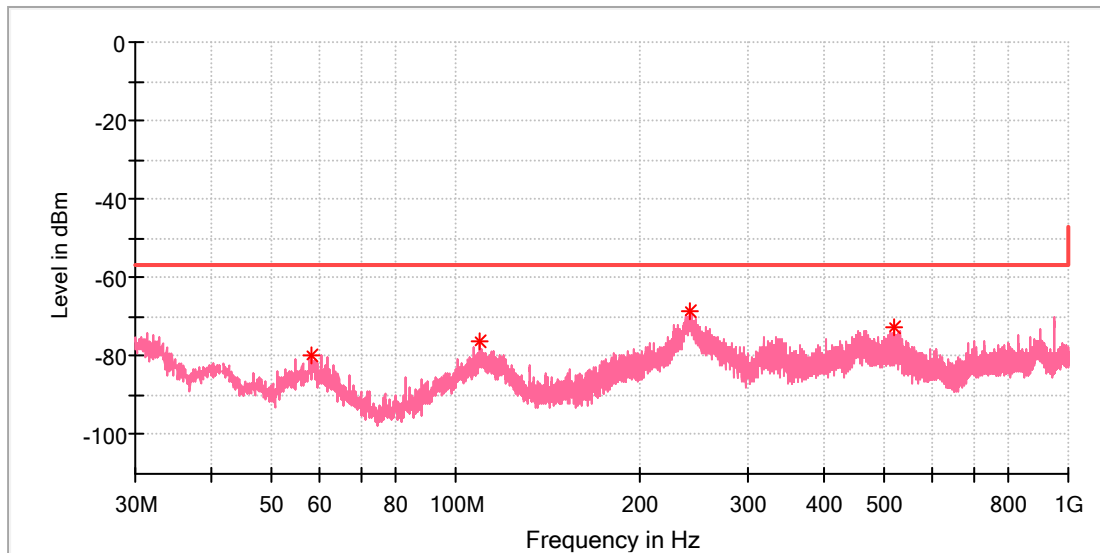


Critical_Freqs

Frequency (MHz)	RMS (dBm)	Limit (dBm)	Margin (dB)	Height (cm)	Pol	Azimuth (deg)	Corr. (dB)
58.954500	-75.71	-57.00	18.71	150.0	H	235.0	-118.7
111.286000	-79.85	-57.00	22.85	150.0	H	28.0	-121.7
240.975000	-69.17	-57.00	12.17	150.0	H	98.0	-117.2
466.257500	-69.75	-57.00	12.75	150.0	H	80.0	-110.7

EUT Information

EUT Name:	BLUETOOTH HEADSET
Model:	JUNIOR FREE
Sample No:	A004028566-025
Test Mode:	RX_DH5 H CH
Test Voltage:	Battery
Remark:	Temp:23.8;Humi:54%
Test standard:	EN 300328
Tested By:	Lich Chen
Reviewed by	Terry Yin



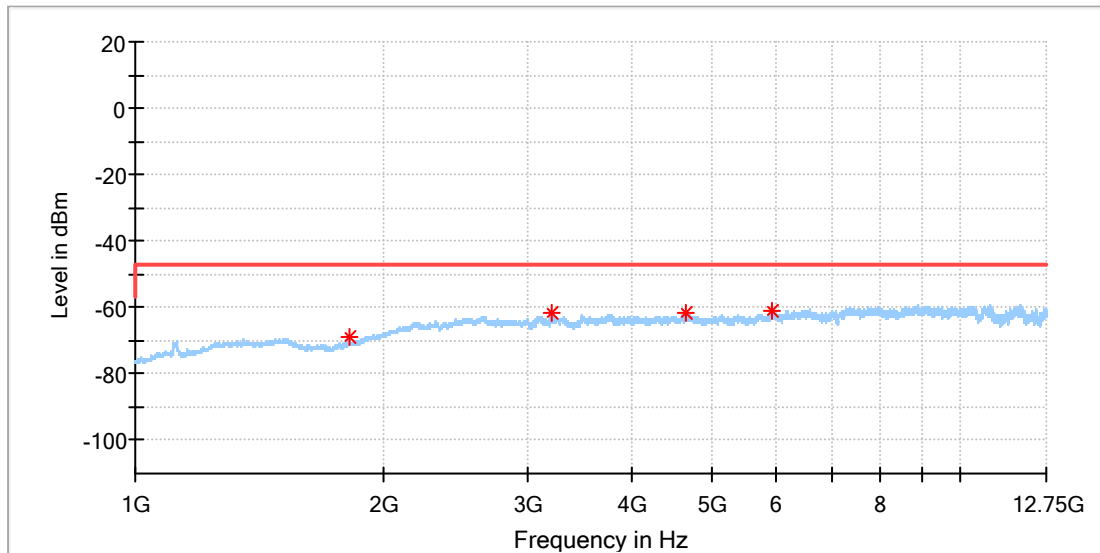
Critical_Freqs

Frequency (MHz)	RMS (dBm)	Limit (dBm)	Margin (dB)	Height (cm)	Pol	Azimuth (deg)	Corr. (dB)
58.033000	-79.63	-57.00	22.63	150.0	V	179.0	-119.6
109.200500	-76.34	-57.00	19.34	150.0	V	134.0	-120.6
241.702500	-68.46	-57.00	11.46	150.0	V	8.0	-117.5
519.219500	-72.44	-57.00	15.44	150.0	V	204.0	-112.7

FHSS, Above 1GHz

EUT Information

EUT Name:	BLUETOOTH HEADSET
Model:	JUNIOR FREE
Sample No:	A004028566-025
Test Mode:	RX_DH5 L CH
Test Voltage:	Battery
Remark:	Temp:23.8;Humi:54%
Test standard:	EN 300328
Tested By:	Lich Chen
Reviewed by	Terry Yin

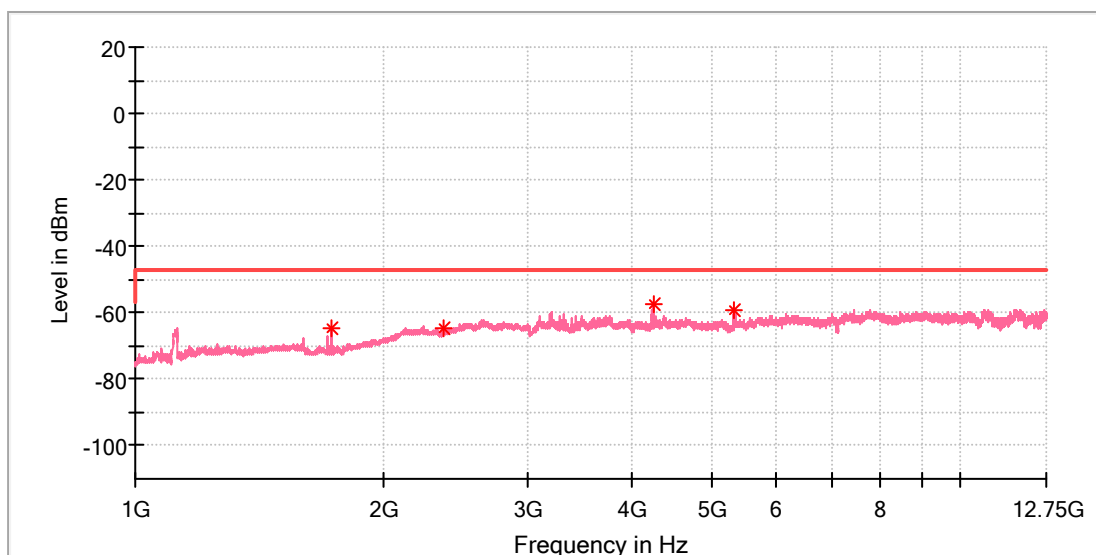


Critical Freqs

Frequency (MHz)	RMS (dBm)	Limit (dBm)	Margin (dB)	Height (cm)	Pol	Azimuth (deg)	Corr. (dB)
1818.000000	-68.65	-47.00	21.65	150.0	H	232.0	-97.2
3193.916667	-61.74	-47.00	14.74	150.0	H	52.0	-95.2
4646.666667	-61.89	-47.00	14.89	150.0	H	215.0	-93.0
5919.583333	-60.85	-47.00	13.85	150.0	H	138.0	-89.8

EUT Information

EUT Name:	BLUETOOTH HEADSET
Model:	JUNIOR FREE
Sample No:	A004028566-025
Test Mode:	RX_DH5 L CH
Test Voltage:	Battery
Remark:	Temp:23.8;Humi:54%
Test standard:	EN 300328
Tested By:	Lich Chen
Reviewed by	Terry Yin

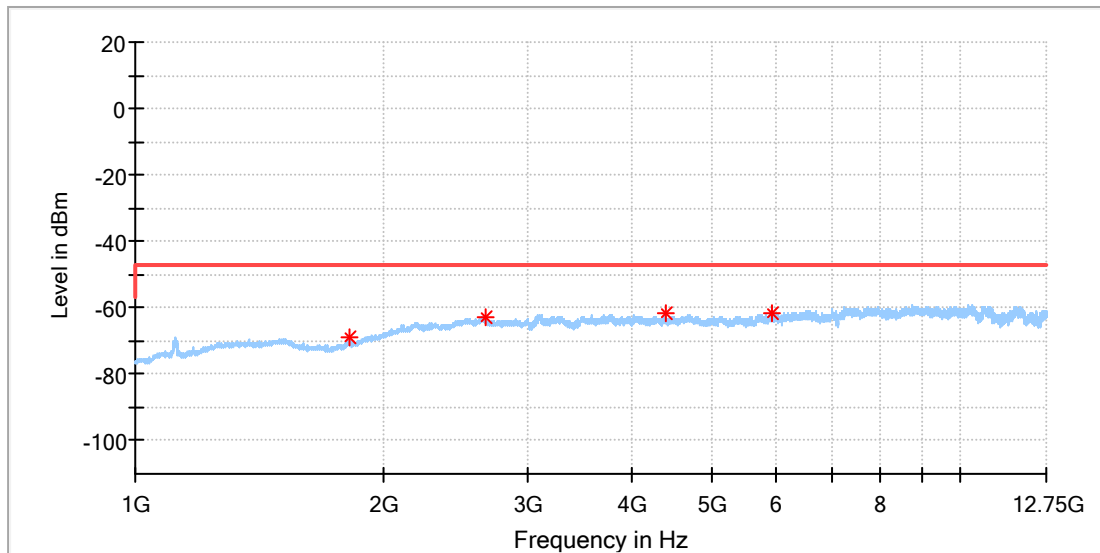


Critical_Freqs

Frequency (MHz)	RMS (dBm)	Limit (dBm)	Margin (dB)	Height (cm)	Pol	Azimuth (deg)	Corr. (dB)
1729.000000	-64.64	-47.00	17.64	150.0	V	333.0	-97.8
2371.000000	-64.51	-47.00	17.51	150.0	V	184.0	-93.8
4247.458333	-57.16	-47.00	10.16	150.0	V	194.0	-94.6
5327.000000	-59.31	-47.00	12.31	150.0	V	292.0	-92.1

EUT Information

EUT Name:	BLUETOOTH HEADSET
Model:	JUNIOR FREE
Sample No:	A004028566-025
Test Mode:	RX_DH5 H CH
Test Voltage:	Battery
Remark:	Temp:23.8;Humi:54%
Test standard:	EN 300328
Tested By:	Lich Chen
Reviewed by	Terry Yin

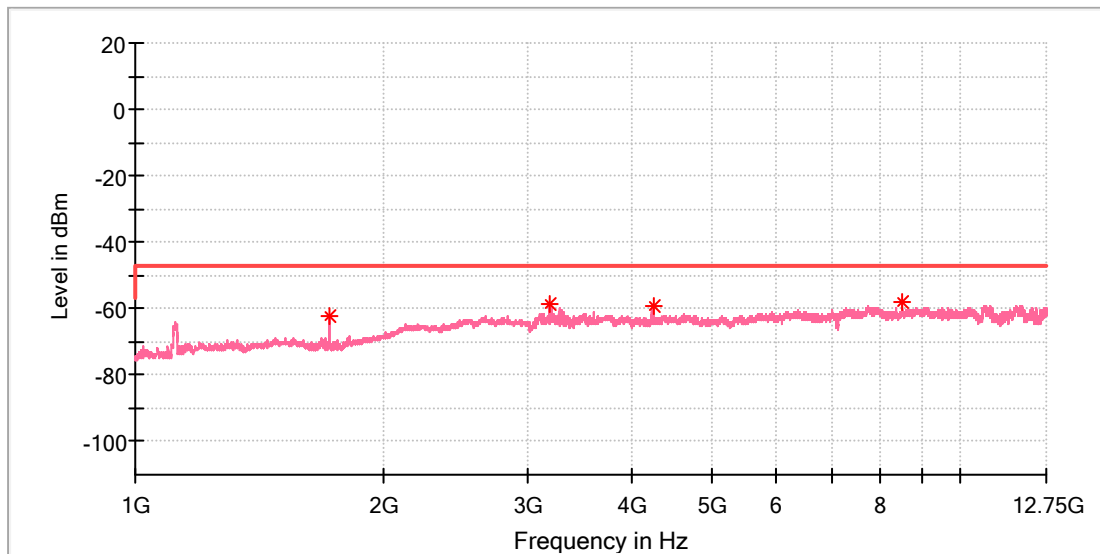


Critical_Freqs

Frequency (MHz)	RMS (dBm)	Limit (dBm)	Margin (dB)	Height (cm)	Pol	Azimuth (deg)	Corr. (dB)
1815.000000	-68.71	-47.00	21.71	150.0	H	272.0	-97.2
2660.000000	-63.03	-47.00	16.03	150.0	H	108.0	-92.1
4392.625000	-61.89	-47.00	14.89	150.0	H	323.0	-94.3
5922.833333	-61.33	-47.00	14.33	150.0	H	173.0	-89.8

EUT Information

EUT Name:	BLUETOOTH HEADSET
Model:	JUNIOR FREE
Sample No:	A004028566-025
Test Mode:	RX_DH5 H CH
Test Voltage:	Battery
Remark:	Temp:23.8;Humi:54%
Test standard:	EN 300328
Tested By:	Lich Chen
Reviewed by	Terry Yin



Critical_Freqs

Frequency (MHz)	RMS (dBm)	Limit (dBm)	Margin (dB)	Height (cm)	Pol	Azimuth (deg)	Corr. (dB)
1720.500000	-62.32	-47.00	15.32	150.0	V	225.0	-97.7
3191.208333	-58.88	-47.00	11.88	150.0	V	202.0	-94.8
4249.083333	-59.09	-47.00	12.09	150.0	V	135.0	-94.6
8500.625000	-57.81	-47.00	10.81	150.0	V	308.0	-89.3

Appendix A.7: Test Results of Receiver Blocking of FHSS

BDR-1DH5, GFSK

Note: The EUT belong category 2 receiver.

Summary

DUT Frequency (MHz)	Receiver Category	Companion RMS burst power (dBm)	Result
2402.000000	2	---	PASS

Measurement Overview

Blocking Frequency (MHz)	Result no Offset	Result Offset 1	Result Offset 2	Result
2380.000000	PASS	not tested	not tested	PASS
2300.000000	PASS	not tested	not tested	PASS

Measurements

#	Blocking Frequency (MHz)	Blocking Frequency Offset (MHz)	Generator Frequency (MHz)	Blocking Level at DUT (dBm)	Generator Level (dBm)	Attenuation Generator to DUT (dB)
1	2380.000000	0.000000	2380.000000	-35.2	-0.2	35.0
2	2380.000000	0.865672	---	---	---	---
3	2380.000000	-0.865672	---	---	---	---
4	2300.000000	0.000000	2300.000000	-35.2	-0.7	34.5
5	2300.000000	0.865672	---	---	---	---
6	2300.000000	-0.865672	---	---	---	---

(continuation of the "Measurements" table from column 7 ...)

#	Level of Wanted Signal at DUT (dBm)	Wanted Level Offset (dB)	Attenuation Companion to DUT (dB)	Result
1	-70.8	0.0	47.4	PASS
2	-70.8	0.0	---	not tested
3	-70.8	0.0	---	not tested
4	-70.8	0.0	47.4	PASS
5	-70.8	0.0	---	not tested
6	-70.8	0.0	---	not tested

DUT Monitoring

#	Blocking Frequency (MHz)	Blocking Frequency Offset (MHz)	Name	Value	Limit Min	Limit Max	Result
1	2380.000000	0.000000	PER	0.000	---	10.000	PASS
2	2300.000000	0.000000	PER	0.100	---	10.000	PASS

Summary

DUT Frequency (MHz)	Receiver Category	Companion RMS burst power (dBm)	Result
2480.000000	2	---	PASS

Measurement Overview

Blocking Frequency (MHz)	Result no Offset	Result Offset 1	Result Offset 2	Result
2504.000000	PASS	not tested	not tested	PASS
2584.000000	PASS	not tested	not tested	PASS

Measurements

#	Blocking Frequency (MHz)	Blocking Frequency Offset (MHz)	Generator Frequency (MHz)	Blocking Level at DUT (dBm)	Generator Level (dBm)	Attenuation Generator to DUT (dB)
1	2504.000000	0.000000	2504.000000	-35.2	0.5	35.7
2	2504.000000	0.865672	---	---	---	---
3	2504.000000	-0.865672	---	---	---	---
4	2584.000000	0.000000	2584.000000	-35.2	-0.2	35.0
5	2584.000000	0.865672	---	---	---	---
6	2584.000000	-0.865672	---	---	---	---

(continuation of the "Measurements" table from column 7 ...)

#	Level of Wanted Signal at DUT (dBm)	Wanted Level Offset (dB)	Attenuation Companion to DUT (dB)	Result
1	-70.8	0.0	48.6	PASS
2	-70.8	0.0	---	not tested
3	-70.8	0.0	---	not tested
4	-70.8	0.0	48.6	PASS
5	-70.8	0.0	---	not tested
6	-70.8	0.0	---	not tested

DUT Monitoring

#	Blocking Frequency (MHz)	Blocking Frequency Offset (MHz)	Name	Value	Limit Min	Limit Max	Result
1	2504.000000	0.000000	PER	0.100	---	10.000	PASS
2	2584.000000	0.000000	PER	0.199	---	10.000	PASS